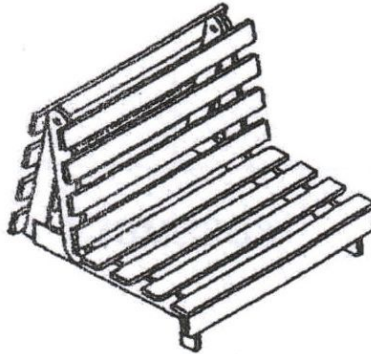


Assembly Instructions



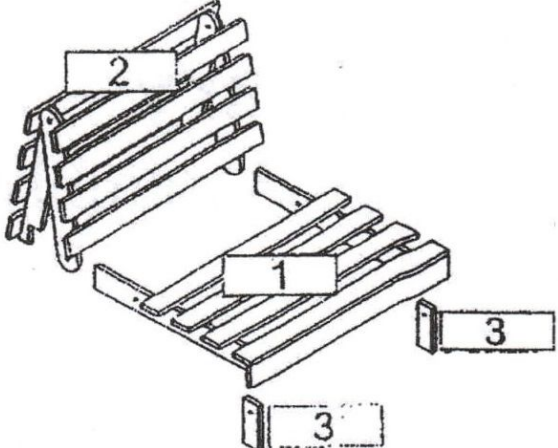


1. Before attempting to assemble or install this product read and follow the instructions in this leaflet.
2. NEVER ALLOW CHILDREN TO PLAY WITH OR OPERATE THE FOLD OUT BED ACTION
3. THE MATTRESS SHOULD NOT BE WASHED UNDER ANY CIRCUMSTANCES.
- (a) Periodically check that all fixtures/connections/fastenings are tight.
- (b) Check the bed action operates correctly, maintaining the bed in the correct position.
- (c) Check components for damage.
5. Never use substitute parts. Always contact your supplier for replacement parts

Before starting assembly

We suggest that you do not throw away the packaging until the futon is fully assembled.

In the case of missing parts please contact the supplier of your item.

To avoid the danger of suffocation, please keep all packaging away from small children and babies.

FITTINGS		COMPONENTS
ITEM	DESCRIPTION & QTY	
	Bolt 6 x 50mm Qty: 4	
	Nut Qty: 4	

ASSEMBLY

