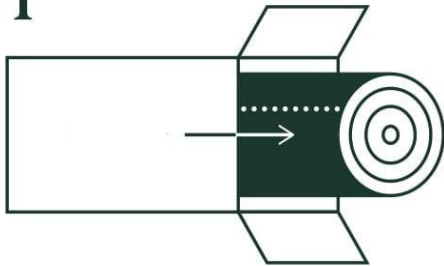


1



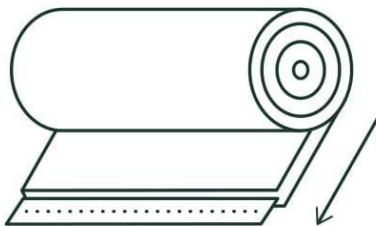
Lay the box on its side in your bedroom.
Remove bagged mattress.

2



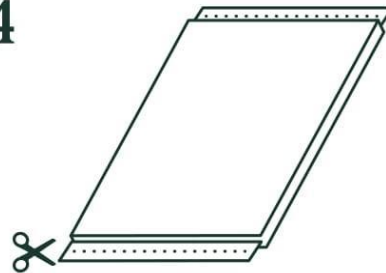
Carefully tear away the 1st packing material (either thin bag or plastic film),
DO NOT USE A KNIFE, as this may result in damage to your mattress.

3



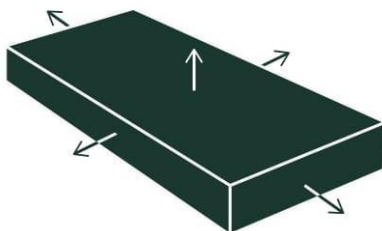
Roll out the compressed mattress on to a clean, flat surface, **zipper side down**.

4



Carefully cut open the **CLEAR** plastic bag along the edges. The mattress instantly begins to decompress.
Remove and recycle the plastic bag.

5



Please read the reverse side of this card for important instructions. Allow bed to fully recover before adding bed linens.
Use on any flat support surface. Enjoy.
Zipper side is the bottom of the mattress.

If you have any questions about your super-comfy new mattress, our friendly customer service team would love to answer them. Or if by some chance you have a warranty issue, we can take care of that too.