



INSTRUCTIONS D'ASSEMBLAGE
ASSEMBLY INSTRUCTIONS

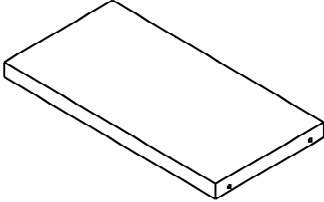
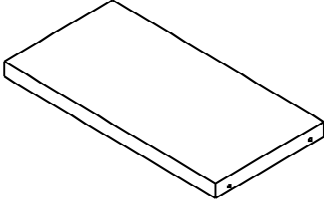
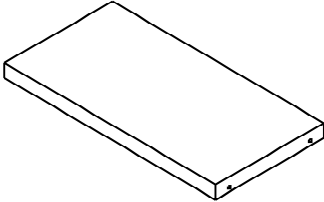
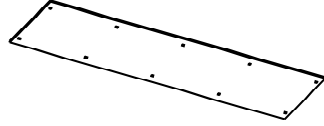
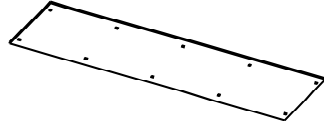
ETAGERE -
60"H / BLANC LUSTRE AVEC VERRE TREMPE

BOOKCASE -
60"H / GLOSSY WHITE WITH TEMPERED GLASS

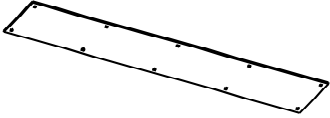



**POUR DE L'ASSISTANCE OU POUR COMMANDER
DES PIÈCES CONTACTEZ NOTRE DÉPARTEMENT
DE SERVICE À LA CLIENTÈLE.**



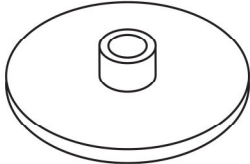
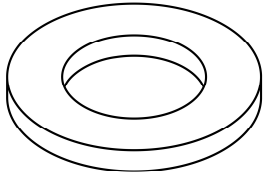
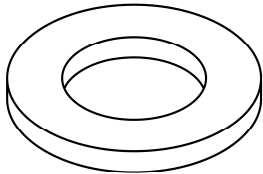
LISTE DES PIÈCES
PARTS LIST

PIÈCE / PART #	IMAGE	DESCRIPTION	QTY / QTÉ
1		TOP SHELF ÉTAGÈRE SUPÉRIEURE	1
2		SHELF PANEL PANNEAU DE TABLETTE	3
3		BOTTOM SHELF ÉTAGÈRE DU BAS	1
4		FRONT FACING LEFT SIDE PANEL PANNEAU DE CÔTÉ GAUCHE	1
5		FRONT FACING RIGHT SIDE PANEL PANNEAU DE CÔTÉ AVANT DROIT	1

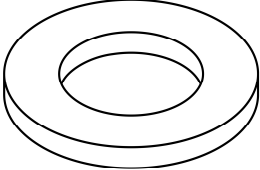
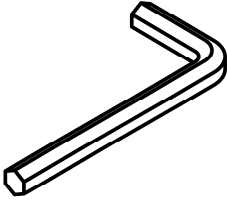
LISTE DES PIÈCES
PARTS LIST

PIÈCE / PART #	IMAGE	DESCRIPTION	QTY / QTÉ
6		BACK PANEL PANNEAU ARRIÈRE	1
7		PLASTIC BAR BARRE DE PLASTIQUE	2

LISTE DES PIÈCES DE MONTAGE HARDWARE LIST

PIÈCE / PART #	IMAGE	DESCRIPTION	QTY / QTÉ
A		ASSEMBLING BOLT - Ø1/4" X 5/8" BOULON D'ASSEMBLAGE - Ø1/4" X 5/8"	10
B		ASSEMBLING BOLT - Ø1/4" X 1 7/8" BOULON D'ASSEMBLAGE - Ø1/4" X 1 7/8"	20
C		SCREW CAP - Ø1/4" X 1 3/8" CAPUCHON DE VIS - Ø1/4" X 1 3/8"	20
D		PLASTIC WASHER - Ø3/4" RONDELLE DE PLASTIQUE - Ø3/4"	10
E		PLASTIC WASHER - Ø1 1/4" RONDELLE DE PLASTIQUE - Ø1 1/4"	40

LISTE DES PIÈCES DE MONTAGE
HARDWARE LIST

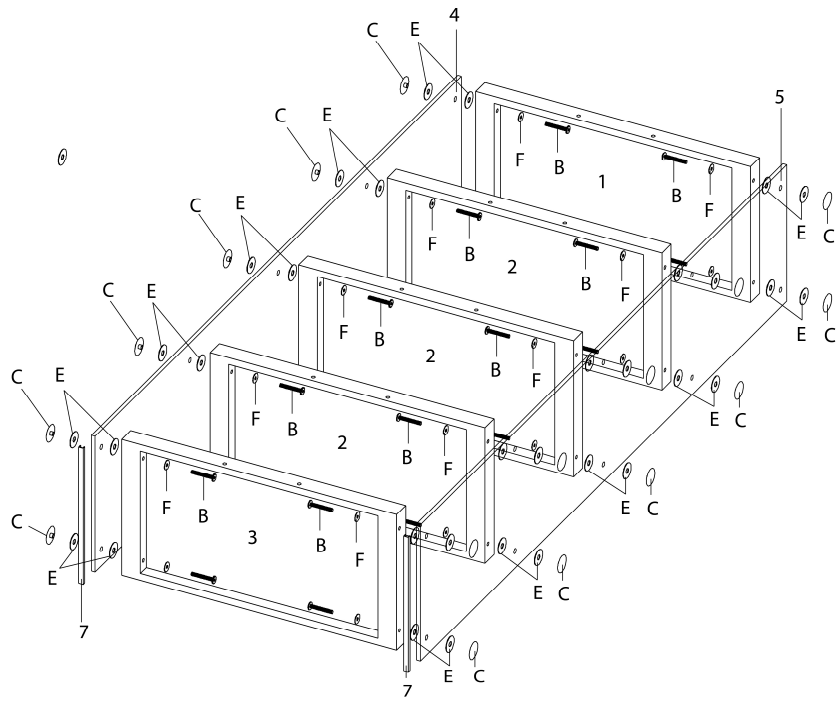
PIÈCE / PART #	IMAGE	DESCRIPTION	QTY / QTÉ
F		METAL WASHER - Ø3/4" RONDELLE DE MÉTAL - Ø3/4"	20
G		HEX KEY CLÉ HEXAGONALE	1



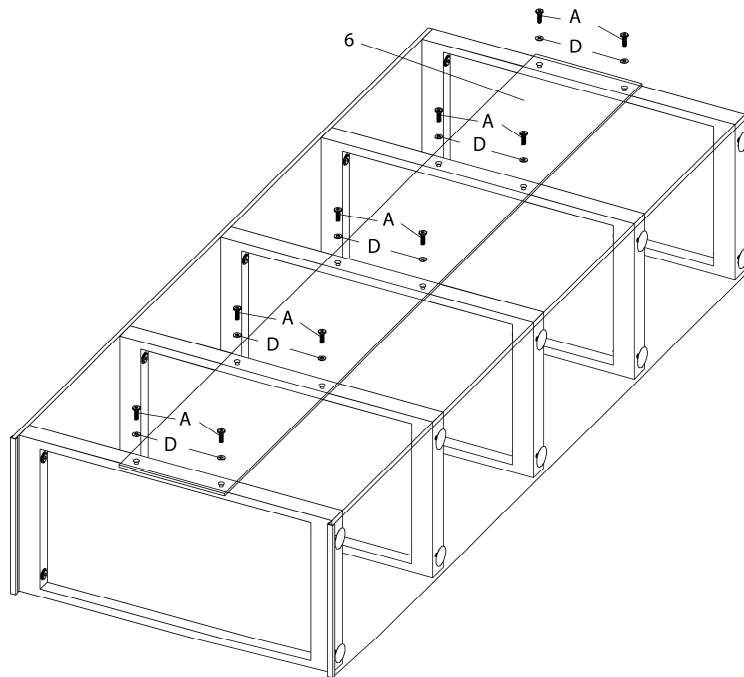
**OUTIL DE VÉRIFICATION DE DIMENSIONS DES PIÈCES
HARDWARE DIMENSIONS VERIFICATION TOOL**



ÉTAPE / STEP 1



ÉTAPE / STEP 2



ÉTAPE / STEP 3

