
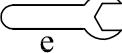



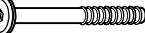












DAYBED WHITE DAYBED

Assembly Instruction

A . Components :

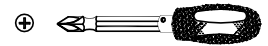
1. Headboard Panel	2 x		
2. Back Panel	1 x		
3. Bed Rail	2 x		
4. Slat	12 x		
5. Wood Plug	4 x		
			
			
			

B . Hardware :

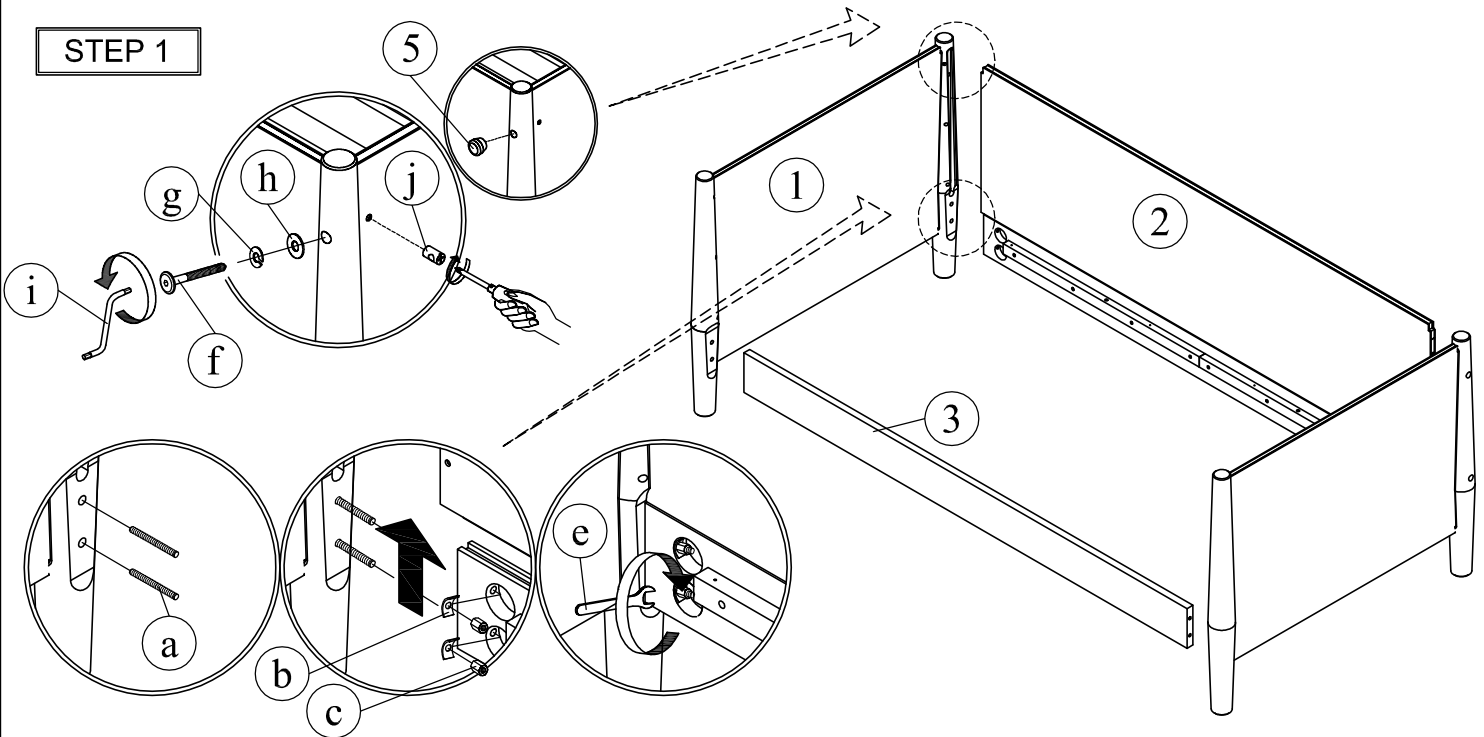
a. Stud Bolt	8 x
b. Square Washer	8 x
c. Hex Nut	8 x
d. Screw	8 x
e. Wrench	1 x
f. Allen Bolt	4 x
g. Lock Washer	4 x
h. Flat Washer	4 x
i. Allen Key	1 x
j. Barrel Nut	4 x

C . Tool Required :

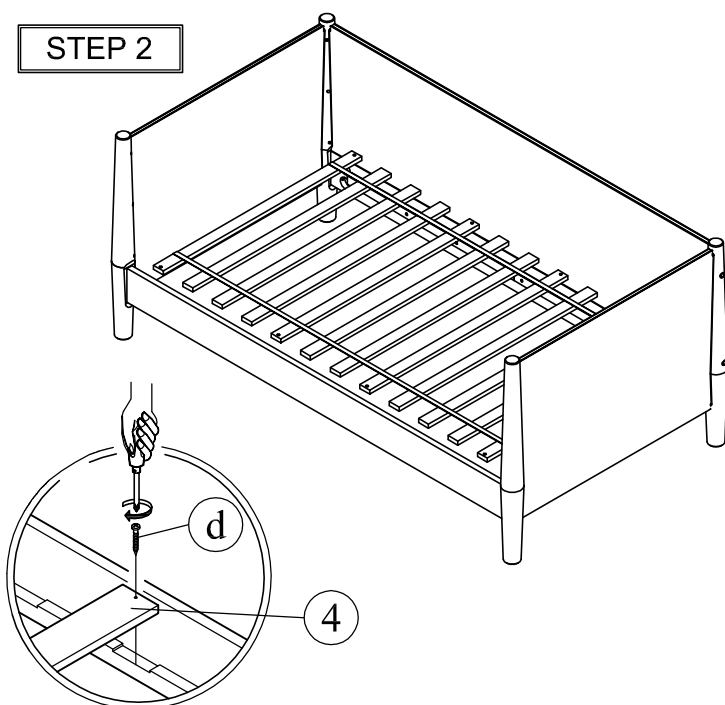
1. Screw Driver = (not included)



STEP 1



STEP 2



STEP 3

