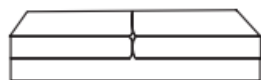
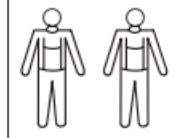


ASSEMBLY INSTRUCTION

SOFA



A*1



B*1



C*1LEFT



C*1RIGHT



D*2



E*2

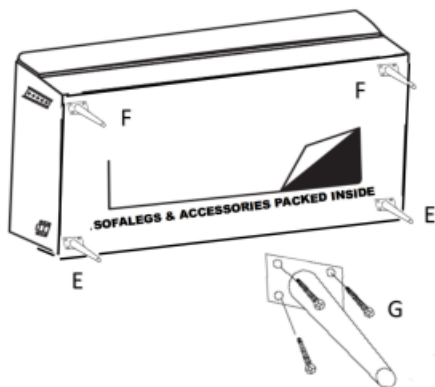


F*2 (Straight front foot.)

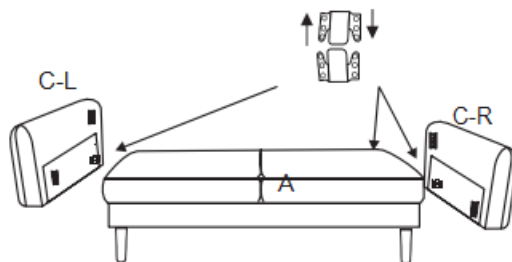


G*16

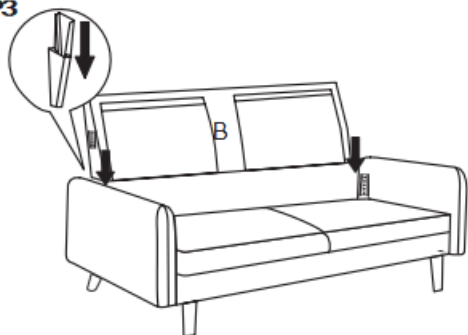
STEP1



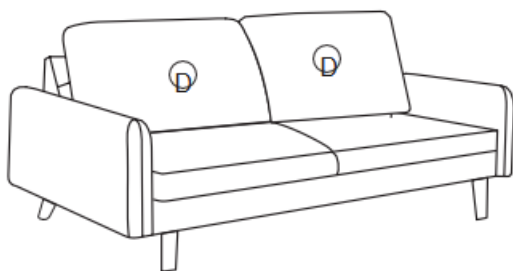
STEP2



STEP3



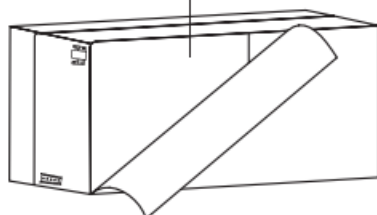
STEP4



KINDLYREMINDER

D*2, E*2, F*2, G*4, H*1, I*4, J*4
PACKED IN LOVESEAT

Before assembly, you need to prepare screwdriver or electric drill to install the screws of the sofa legs.



CAREFULLY UNPACK AND PLACE THE LOVESEAT BODY (A) ON A CLEAN FLAT SURFACE TO SHOW THE BASE AS SHOWN.
UNPACK PARTS FROM THE STORAGE COMPARTMENT