

Attach the headboard post (P1) to the headboard (P2).


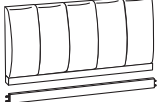





You will need to use hardware :

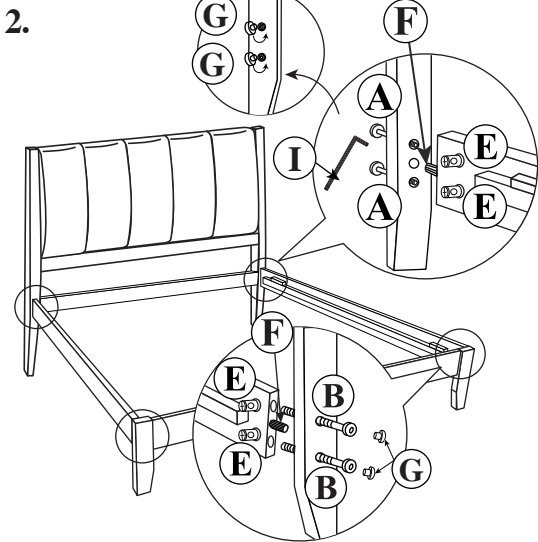
- C = 4pcs
- G = 4pcs
- F = 4pcs

WARNING!!

- Remove hardware from box and sort by size.
- Please check to see that hardware and parts are present prior start of assembly.
- Please follow attached instruction in the same sequence numbered to ensure fast and easy assembly.
- Do not use this bed if any part is broken, torn or missing.
- The assembly of this product requires two people.
- Do not use any power tools as this may damage the frame and will invalidate any claim.

PART LIST

| | | | |
|----|---|--|--------|
| P1 |  | Headboard Post | = 2pcs |
| P2 |  | Headboard | = 1pcs |
| P3 |  | Side Rail | = 2pcs |
| P4 |  | Footboard | = 1pcs |
| P5 |  | Centre Rail | = 1pcs |
| P6 |  | Support leg | = 2pcs |
| P7 |  | Bed Slats (F) = 14pcs Bed Slats (Q/K) = 15pcs | |













Attach the side rail (P3) to the headboard using hardware :

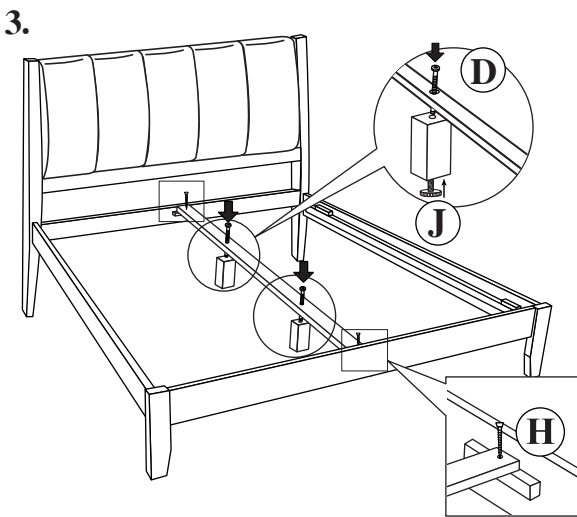
- A = 4pcs
- E = 4pcs
- F = 2pcs
- G = 4pcs
- I = 1pcs

Attach the side rail (P3) to the footboard (P4) using hardware :

- B = 4pcs
- E = 4pcs
- F = 2pcs
- G = 4pcs
- I = 1pcs

HARDWARE LIST

| | | | |
|---|---|--|----------------|
| A |  | M6 x 100mm JCBC | 4pcs |
| B |  | M6 x 90mm JCBC | 4pcs |
| C |  | M6 x 60mm JCBC | 4pcs |
| D |  | M6 x 50mm JCBC | 2pcs |
| E |  | BARREL NUT | 8pcs |
| F |  | Ø8 x 35mm WOOD DOWEL | 8pcs |
| G |  | WOODEN PLUG | 12pcs |
| H |  | M4 X 25mm SCREW (F) M4 X 25mm SCREW (Q/K) | 33pcs 35pcs |
| I |  | ALLEN KEY M4 | 1pcs |
| J |  | ADJUSTER | 2pcs |



Fix the adjuster (J) to the support leg (P6) using hardware :

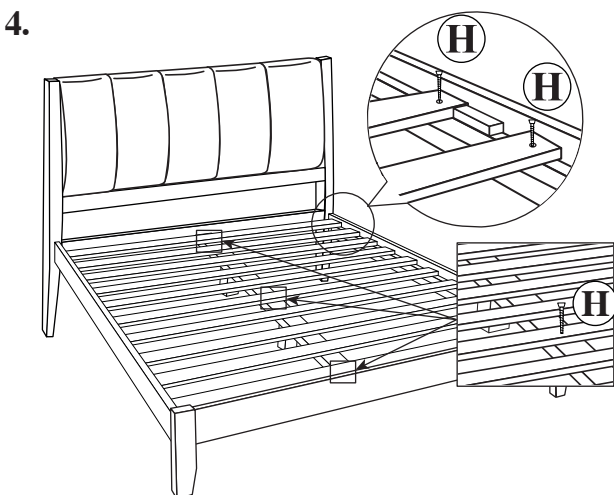
- J = 2pcs

Attach the support legs (P6) to the centre rail (P5) using hardware :

- D = 2pcs

Attach the centre rail (P5) to the headboard (P2) and footboard (P4) using hardware :

- H = 2pcs



Lay the slats (P7) between the side rail (P3) using hardware :

- H = 28pcs (F)
- or
- H = 30pcs (Q/K)

Attach the slats (P7) to the centre rail (P5) using hardware :

- H = 3pcs

