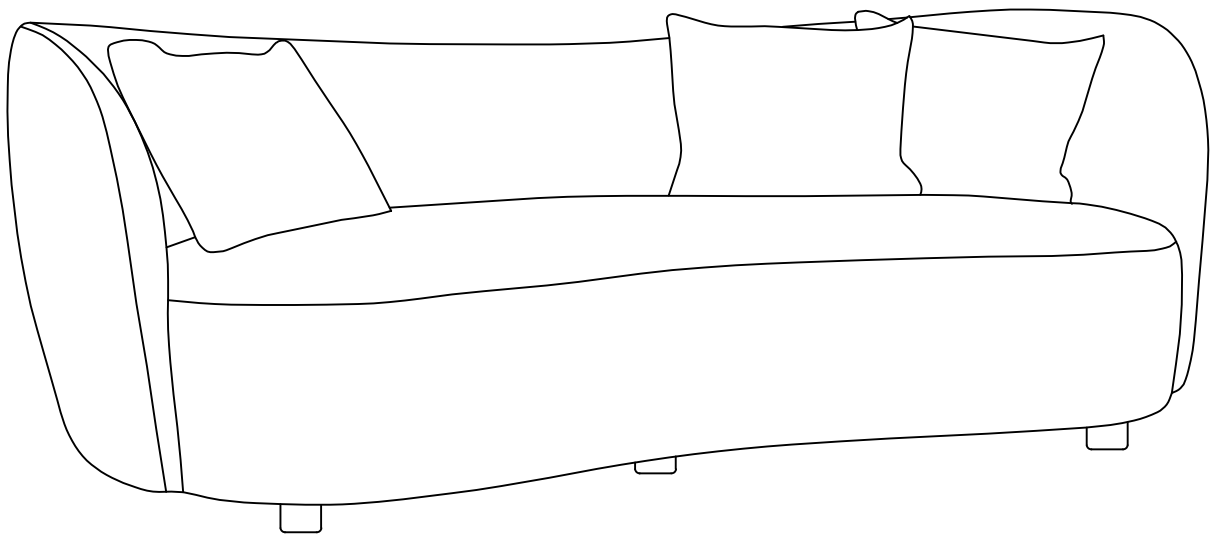


Owner Manual



Per Seat Weight Limitation

1050 LBS

Thank You For Choosing Our Furniture

▀ If you have any questions or concerns,
don't hesitate to reach out to us. ▴

NOTE:








This brochure contains
IMPORTANT safety info.
Please read and keep it
for future reference.

MAINTENANCE AND WARNINGS



Before You Start

Please follow the steps below:




-  Un box the package and check if all parts and accessories are complete.
-  Place the parts of the sofa on a flat surface.
-  Ensure the sofa is placed on a stable, flat surface to prevent it from tilting.
-  Avoid placing sharp or heavy objects directly on the sofa to prevent tears or deformation.
-  Follow the assembly instructions provided to attach the cushions, backrest, and armrests securely.
-  Clean the installation area in advance and ensure the ground is level and there is enough space to avoid damaging the furniture or making installation difficult.
-  Lay a protective mat on the ground to prevent scratching the floor during installation.

After-Sales Service

- If you encounter any issues or need technical support during use, please contact our after-sales team. We offer long-term maintenance and warranty services.





Precautions

-  This sofa is for indoor use only. Do not expose it to outdoor elements or high-humidity environments.
-  Keep the product away from high heat or open flames to prevent fire hazards.
-  Do not allow children or pets to play on the sofa unsupervised to avoid accidents.



Safety Warnings

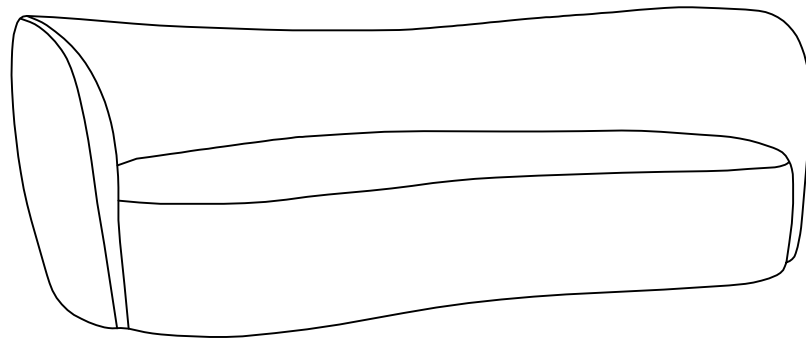
-  If you notice any loose or damaged parts, stop using the sofa immediately and contact customer service.
-  Do not attempt to disassemble or replace any components yourself, as this may affect the stability and safety of the product.

Daily Maintenance

- Regularly clean the surface of the sofa with a soft cloth to prevent dust accumulation.
- For fabric sofas, it is recommended to vacuum weekly and clean the fabrics as needed.
- For leather sofas, use a leather cleaner regularly to clean and maintain the material. Avoid direct sunlight to prevent leather aging.
- In case of spills, immediately blot the area with a clean, dry cloth.

Parts List

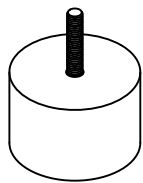
A



x1

Seat frame

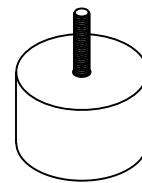
B



x1

Middle leg


C



x4

Legs

D



x3

Pillow

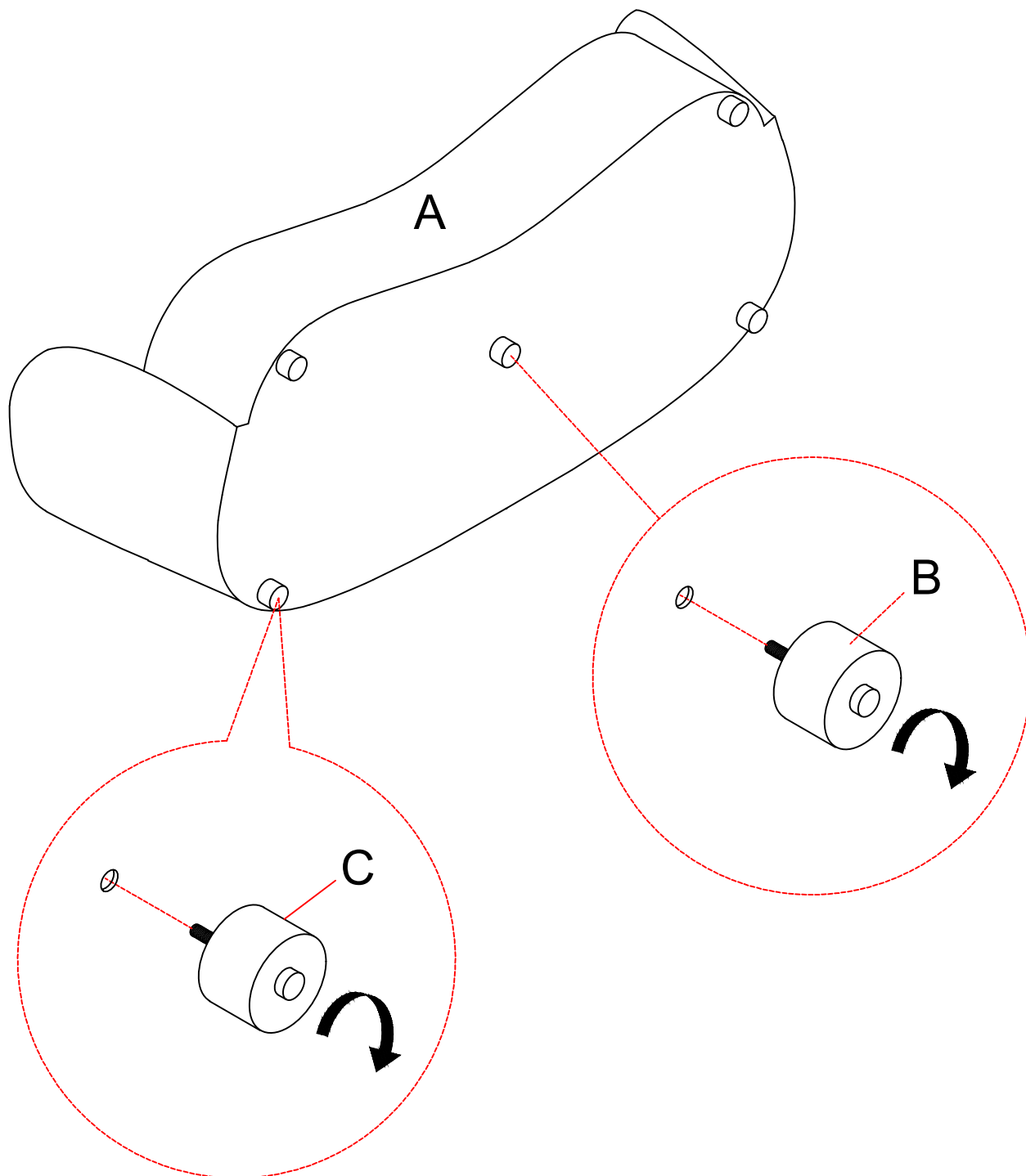


Installation:
5minutes.

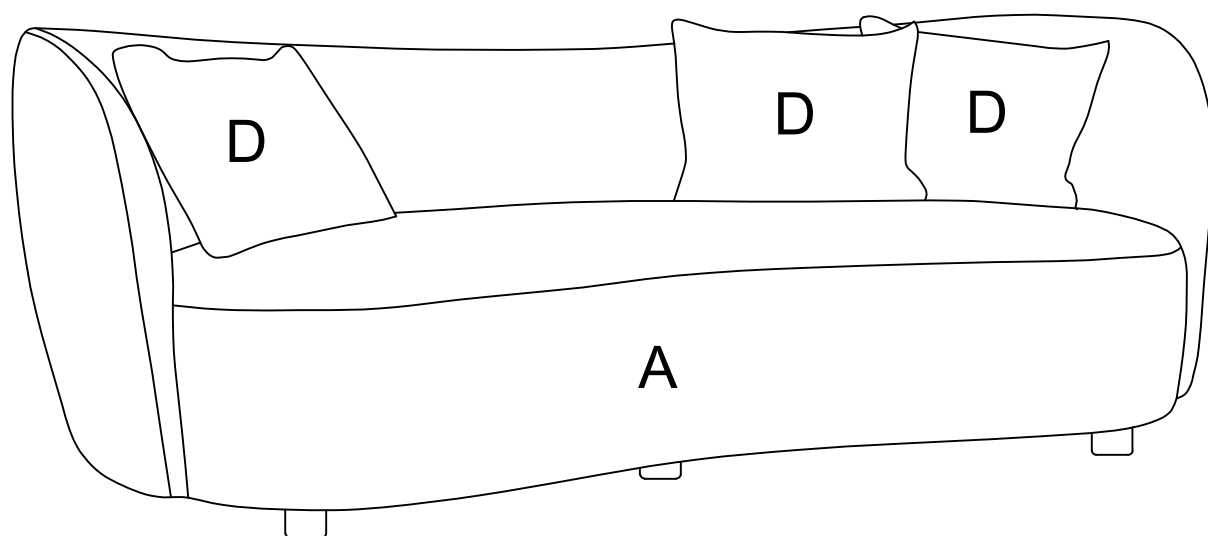


Two Person

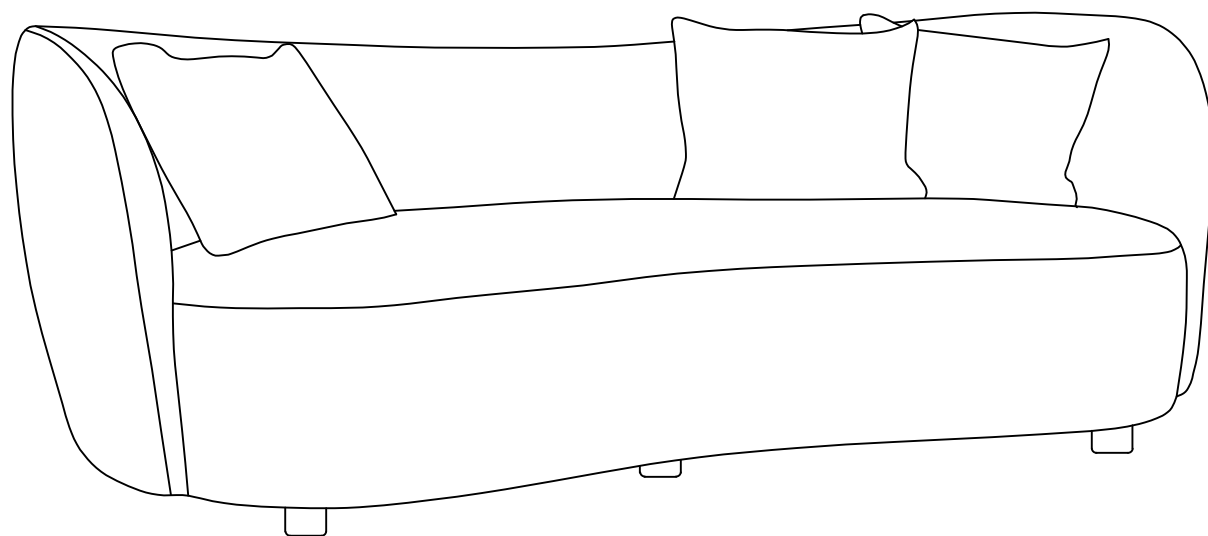
Step 1



Step 2



Step 3



Assembly completed.

WARRANTY

- We strive to offer quality products, and we also try our best to satisfy every customer who orders from us with products or services as needed.
- We provide 30 days warranty starting from the time you receive the item. Each customer must provide a record of their orders such as the order number, or item receipt for any items that are out of the warranty period you may also still receive.
- Replacement parts by purchasing them from our company if they are available.
- For return, please check the return policy with the retailer or market place you bought from

Appreciate your purchasing from us.
Pop up your life by our furniture piece!