





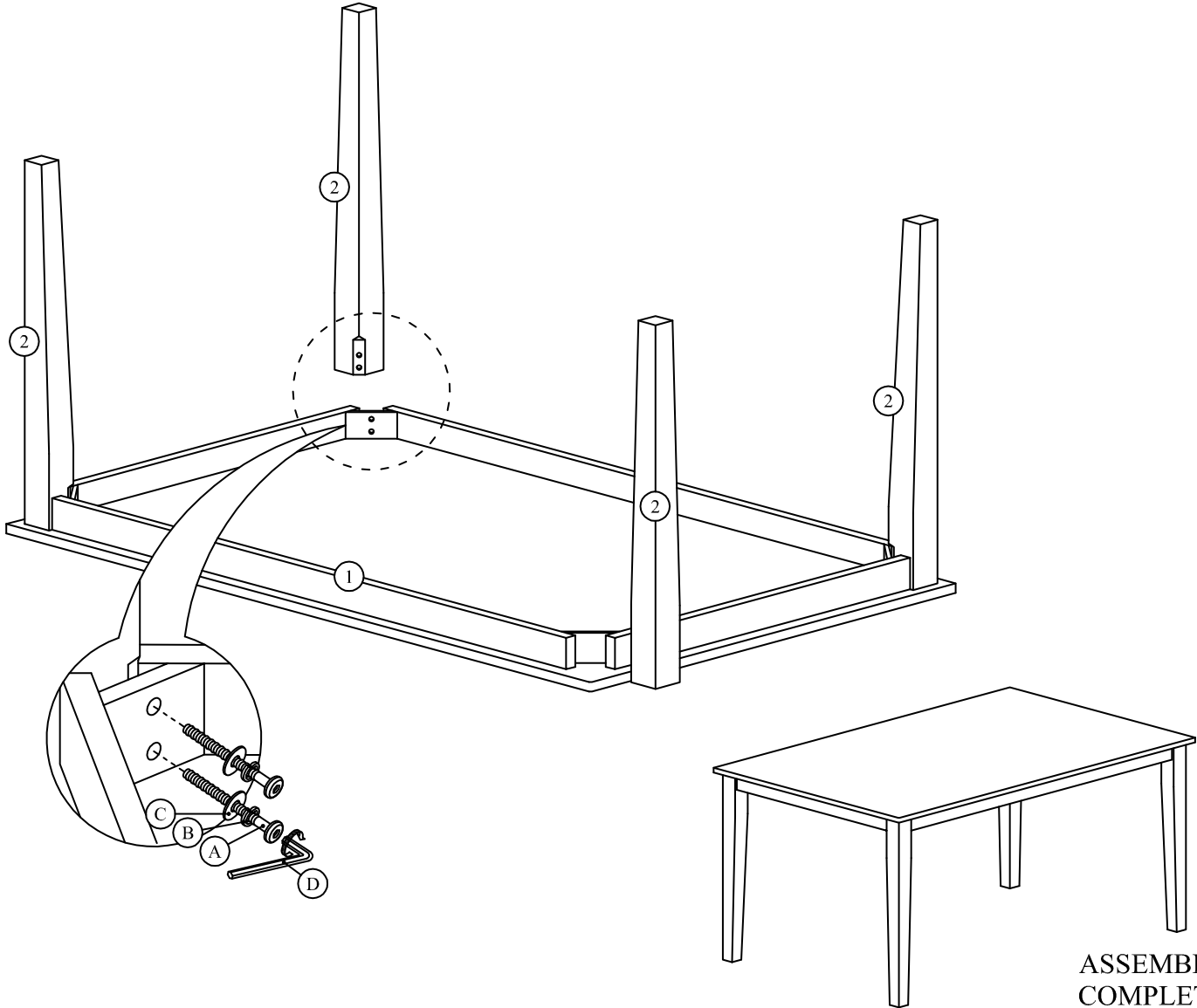


ASSEMBLY INSTRUCTION

ITEM: 60017 TABLE		
NO	PART LIST	QTY
1	 TABLE TOP	1PC
2	 LEG	4PCS
NO	HARDWARE LIST	QTY
A	 JCBC SCREW M6 X 70	8PCS
B	 SPRING WASHER M6 x 13mm	8PCS
C	 FLAT WASHER M6 x 19mm	8PCS
D	 L - KEY M4 X 65mm	1PC



NOTE: AFTER A FEW DAYS OF ASSEMBLY, IT WILL HAVE ACCLIMATIZED TO ENVIRONMENT. PLEASE TIGHTEN ALL HARDWARE. CHECK TIGHTNESS OF ALL SCREWS EVERY 6-8 WEEKS.