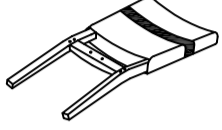


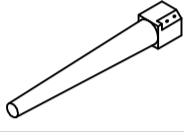


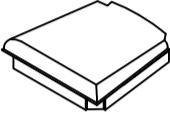




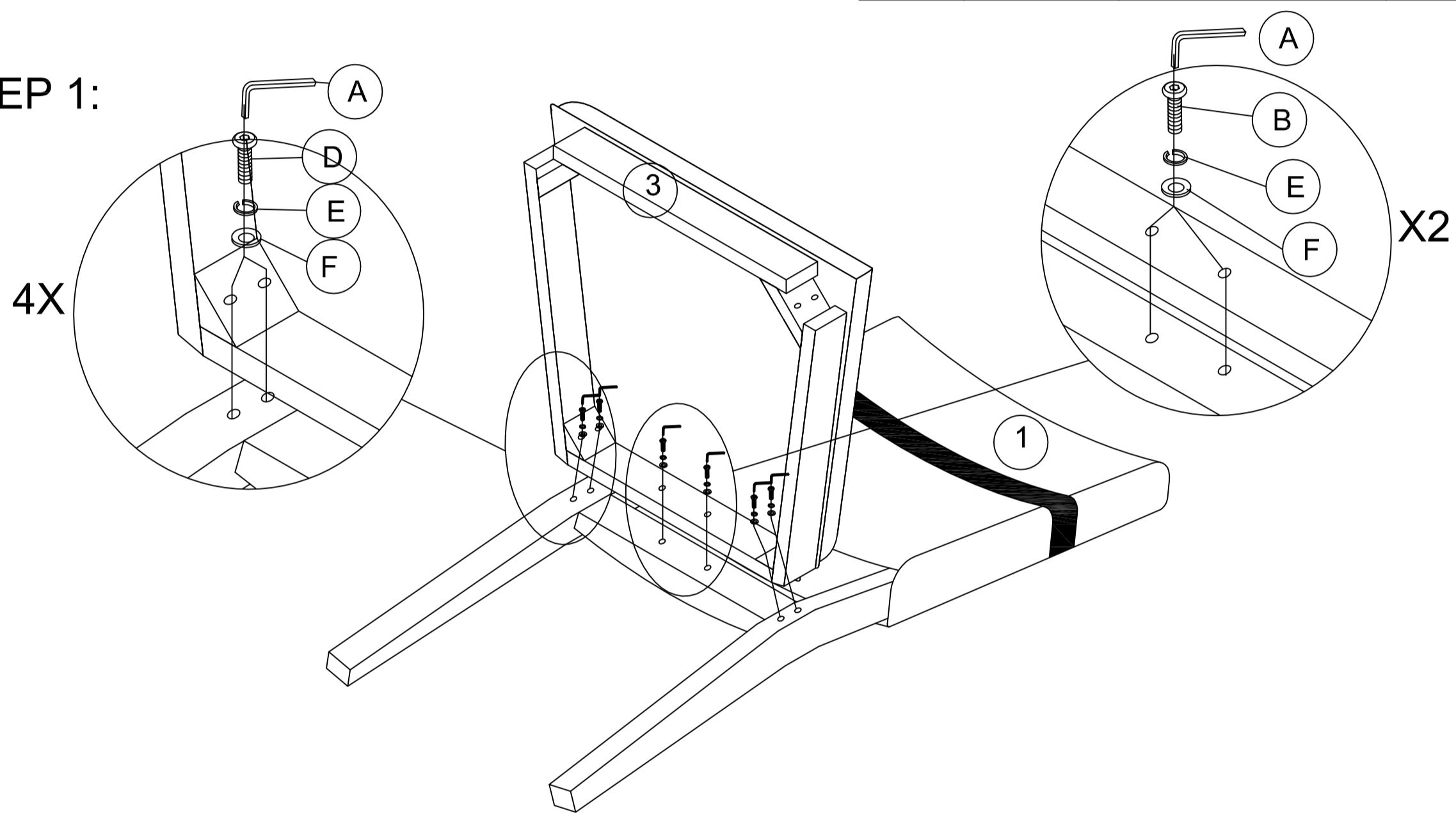
Assembly Instructions

ITEM NO.:95456

Thank you for purchasing this quality product. Be sure to check all packing material carefully for small parts that may have come loose inside the carton during shipment. (Note: Loosely thread all screws/bolts first. Once the item is assembled then completely tighten.)

PARTS LIST:				HARDWARE LIST:				
No.	Description	Sketch	Quantity	No.	Sketch	Description	Size	Quantity
1	Back frame		1 pc	A		Allen Wrench	ø4*60mm	1 PC
				B		Bolt	ø8**38mm	2 PCS
2	Legs		2 pcs	C		Bolt	ø8**50mm	4 PCS
				D		Bolt	ø8**76mm	4 PCS
3	Cushion Seat		1 pc	E		Lock Washer	ø8*13mm	8 PCS
				F		Flat Washer	ø8*19mm	8 PCS

STEP 1:



STEP 2:

