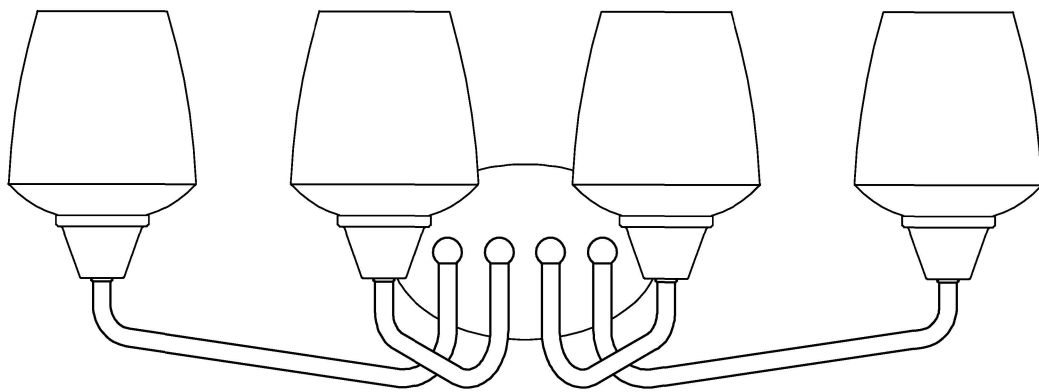


L I G H T I N G

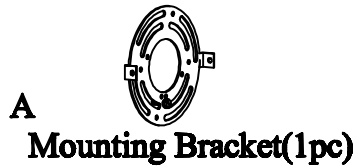
PRODUCT NAME: Goblet 4lt bath vanity

Please consult your electrician for hanging fixture and wiring.



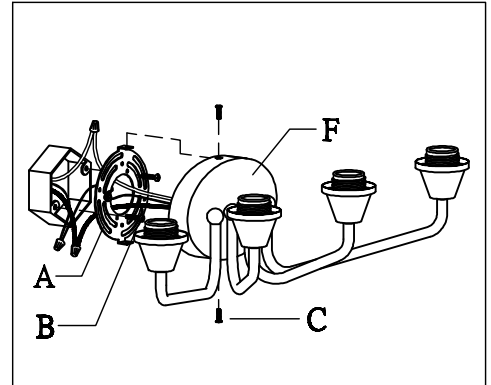
Bulb(not included):4-60 Watt MB Incandescent Base Bulbs

IMPORTANT: Turn off the power at the main fuse or circuit breaker box before starting installation



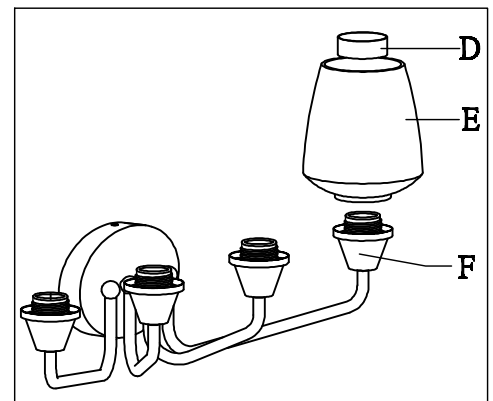
Locate all hardware & components before discarding packaging

1.)



Step.1: Remove mounting bracket (A) from fixture and install to electrical box. Then wire fixture to wires in outlet box. Copper wire is for Ground. Attach back plate(F) to mounting bracket(A) and screws (B), then tighten by screw(C), so fixture meets wall.

2.)



Step 2. Attached the glass(E) on the socket then secure by socket ring(D).

Cleaning & Care:

**Clean with soft cloth and a mild detergent.
Do not use abrasive cleaner.**