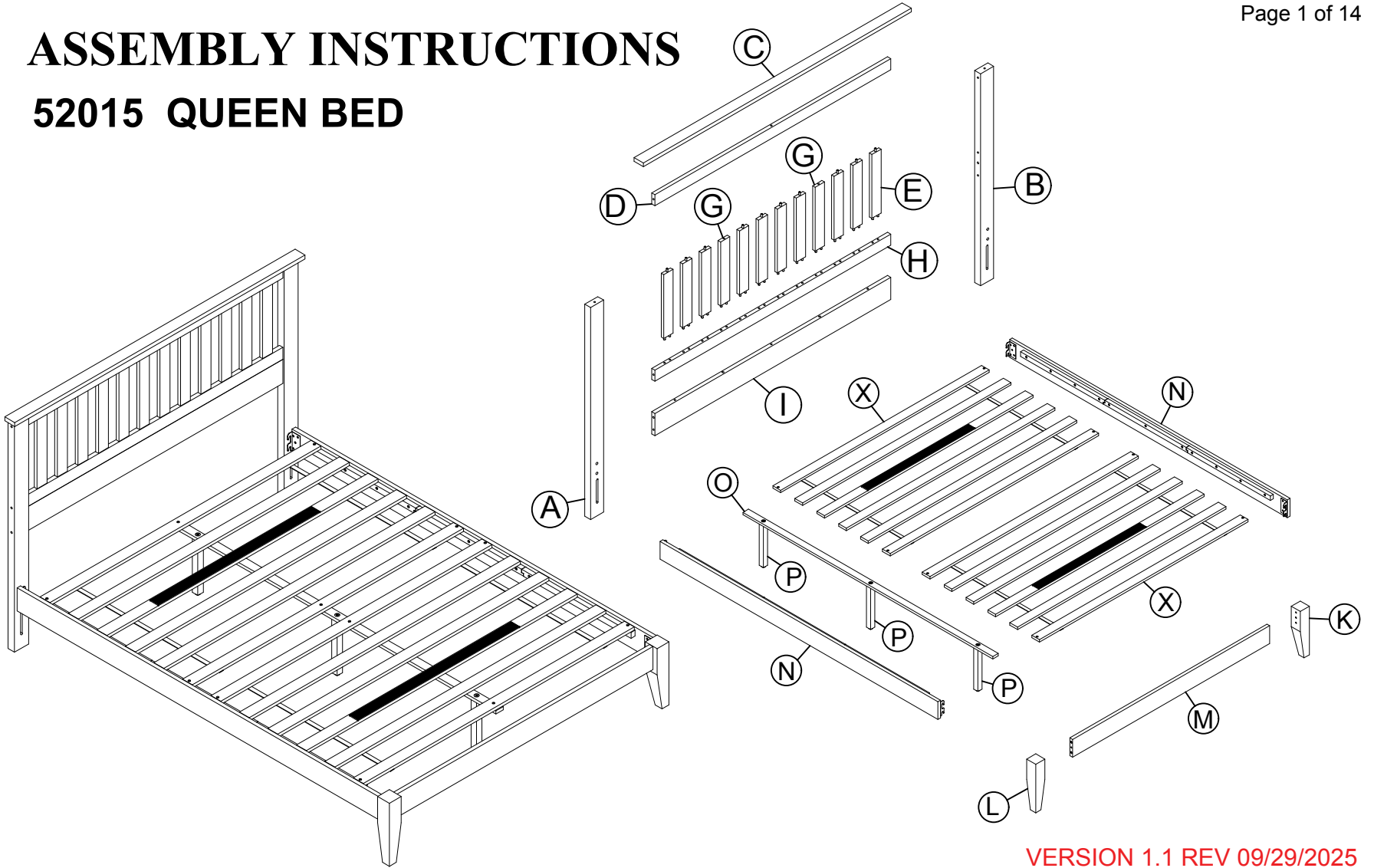


# ASSEMBLY INSTRUCTIONS

## 52015 QUEEN BED



# 52015 QUEEN BED

## ASSEMBLY INSTRUCTIONS

Read these instructions carefully and keep for future reference. Refer to parts inventory for guidance, and ensure you have all pieces before starting.

When assembling, place all parts on a soft, clean, and flat surface such as a carpet to prevent scratches.

**If you're having difficulty, our friendly Customer Care team is always here to help. Call us at 1.336.861.0604 during business hours, email [parts@comfortpointe.com](mailto:parts@comfortpointe.com).**

Attention : Veuillez Lire Toutes Les Instructions Avant De Commencer L'assemblage De Ce Produit. Les Pièces Sont Lourdes. Pour Éviter Toute Blessure Et Pour Vous Assurer Que Le Produit N'est Pas Endommagé Pendant L'assemblage, Nous Vous Recommandons De Faire Appel À Une Ou Plusieurs Autres Personnes.

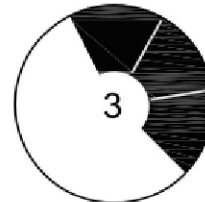
Cuidado: Favor De Leer Todas Las Instrucciones Antes De Ensamblar Su Producto. Estas Piezas Son Pesadas. Para Prevenir Heridas Personales Y Asegurar Que Su Producto No Sea Dañado Mientras Es Ensamblado, Se Recomienda La Asistencia De Una O Más Personas.



TIME



# OF PEOPLE


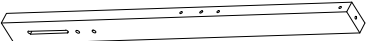














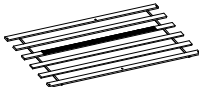
DIFFICULTY

**Important: Use hand tools for assembly. Power tools can lead to over-tightening and damage.**

# 52015 QUEEN BED














## Parts List

CODE	DESCRIPTION	QTY
A	Left headboard leg 	1PC
B	Right headboard leg 	1PC
C	Headboard Top 	1PC
D	Crossbar Top 	1PC
E	Vertical slats 	10PCS
G	Vertical slats with camlock 	2PCS
H	Crossbar 	1PC
I	Crossbar Bottom 	1PC

CODE	DESCRIPTION	QTY
K	Right footboard leg 	1PC
L	Left footboard leg 	1PC
M	Footboard 	1PC
N	Side Rail 	2PCS
O	Middle Cross Slats 	1PC
P	Support legs 	3PCS
X	Slats 	2rolls

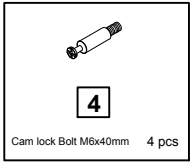
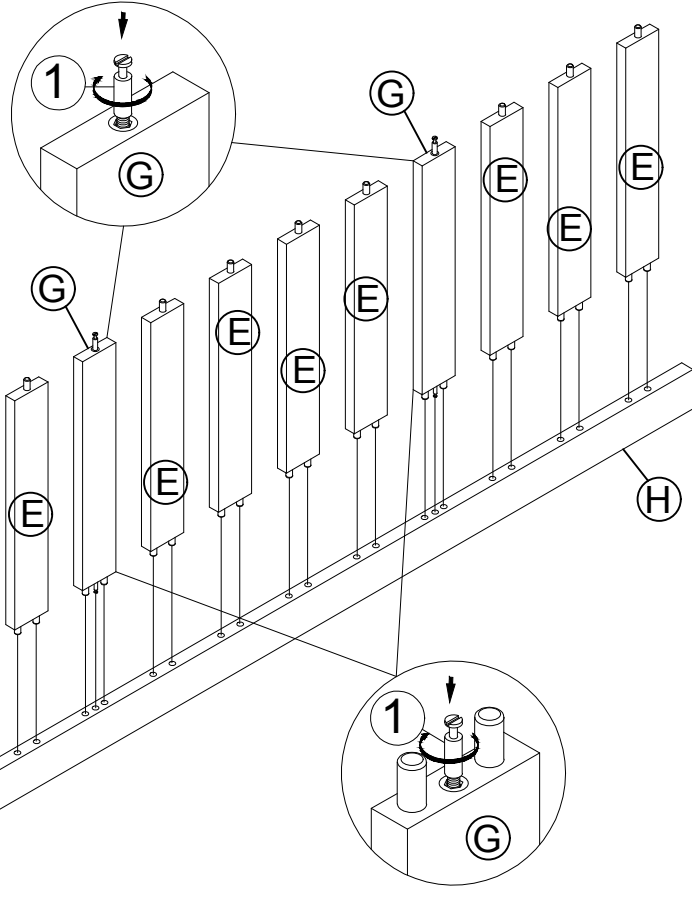
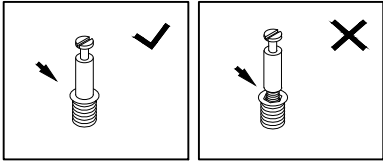
# 52015 QUEEN BED

## Hardware List

CODE	DESCRIPTION	QTY	CODE	DESCRIPTION	QTY
1 . Bolt 5/16"x20mm		8PCS	8 . Flat Head Screwdriver		1PC
2 . Spring Washer		8PCS	9 . Allen key		1PC
3 . Flat Washer		8PCS	10 . Curved Washer		2PCS
4 . Cam lock Bolt M6x40mm		16PCS	11 . Nut		2PCS
5 . Cam lock Ø15mm		16PCS	12 . Bolt		2PCS
6 . Dowel 8x30mm		8PCS	13 . Wrench		1PC
7 . screws		12PCS			

# 52015 QUEEN BED

1

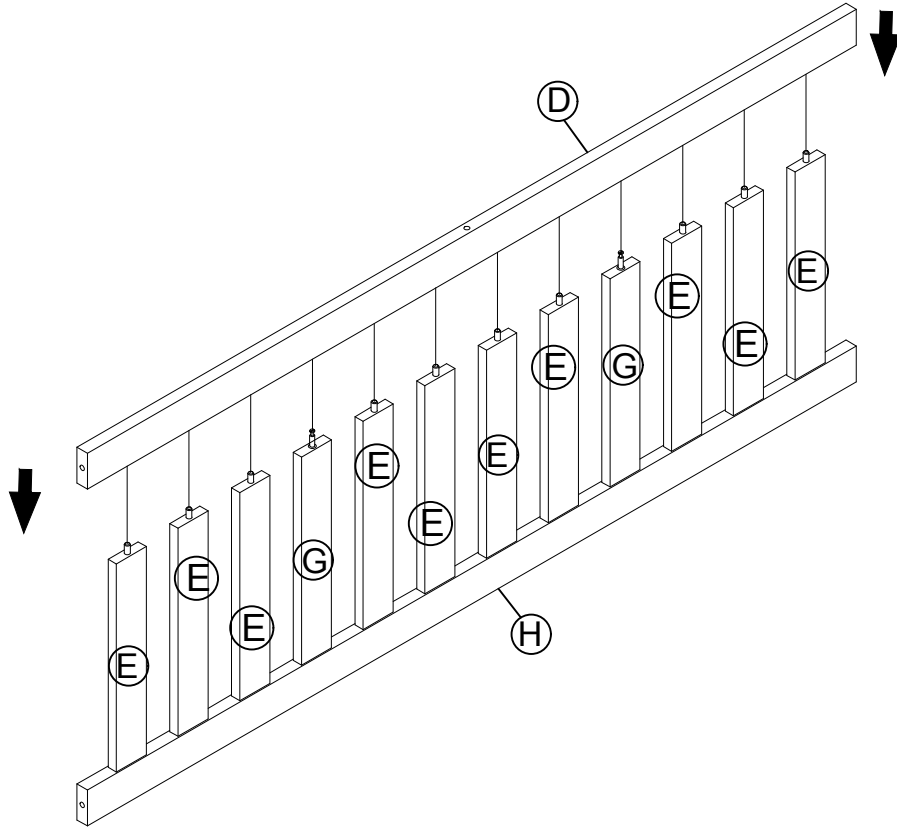


If you're having difficulty, our friendly Customer Care team is always here to help. Call us at 1.336.861.0604, email: [parts@comfortpointe.com](mailto:parts@comfortpointe.com).

VERSION 1.1 REV 09/29/2025

2

# 52015 QUEEN BED

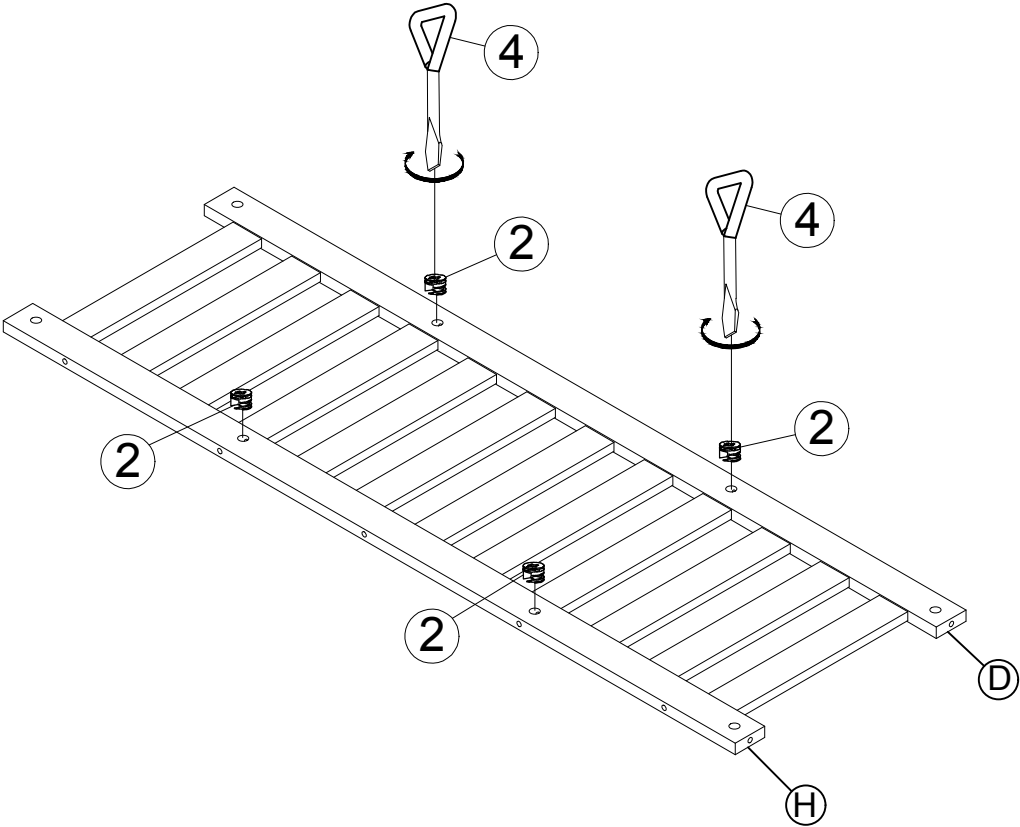



If you're having difficulty, our friendly Customer Care team is always here to help.  
Call us at 1.336.861.0604, email: [parts@comfortpointe.com](mailto:parts@comfortpointe.com).

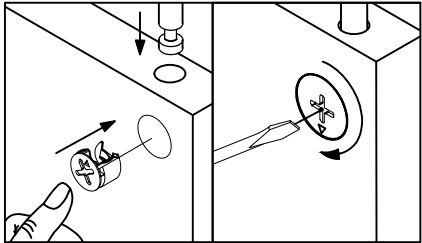
VERSION 1.1 REV 09/29/2025

3

# 52015 QUEEN BED



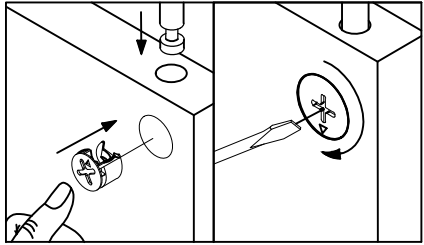
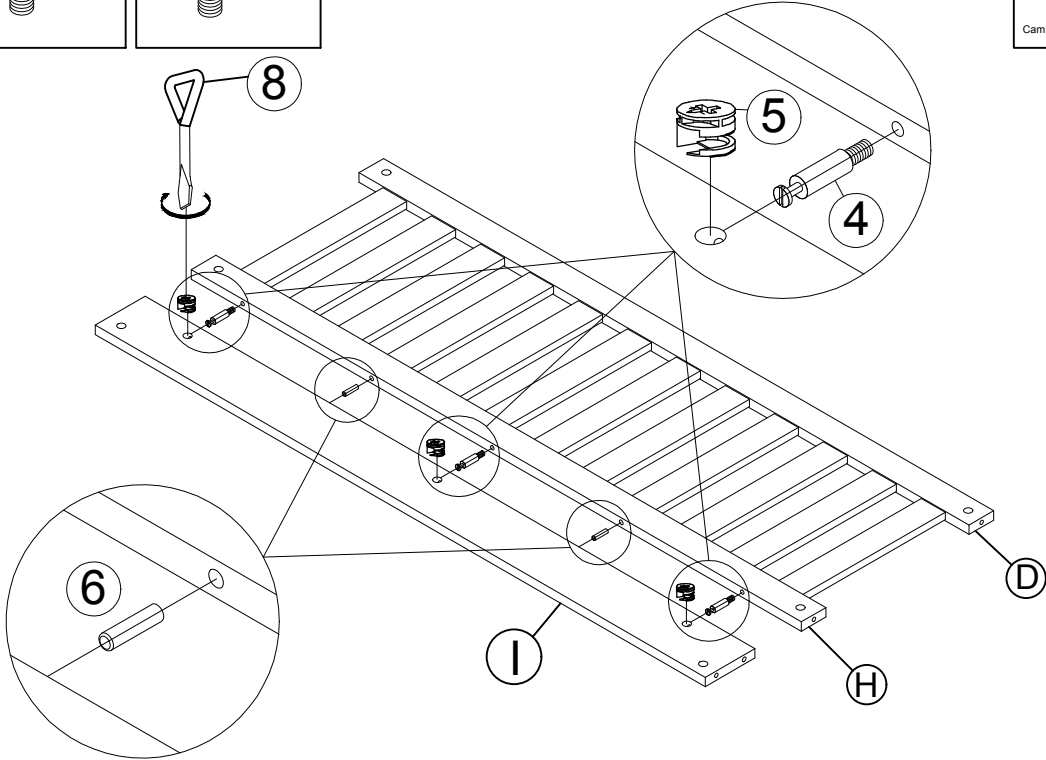
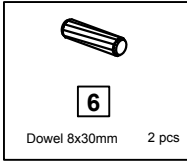
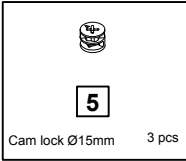
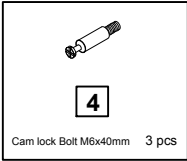
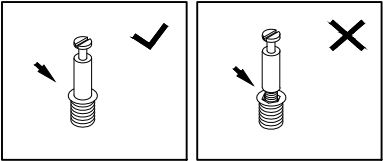

<b>5</b>
Cam lock Ø15mm 4 pcs



If you're having difficulty, our friendly Customer Care team is always here to help. Call us at 1.336.861.0604, email: [parts@comfortpointe.com](mailto:parts@comfortpointe.com).

# 52015 QUEEN BED

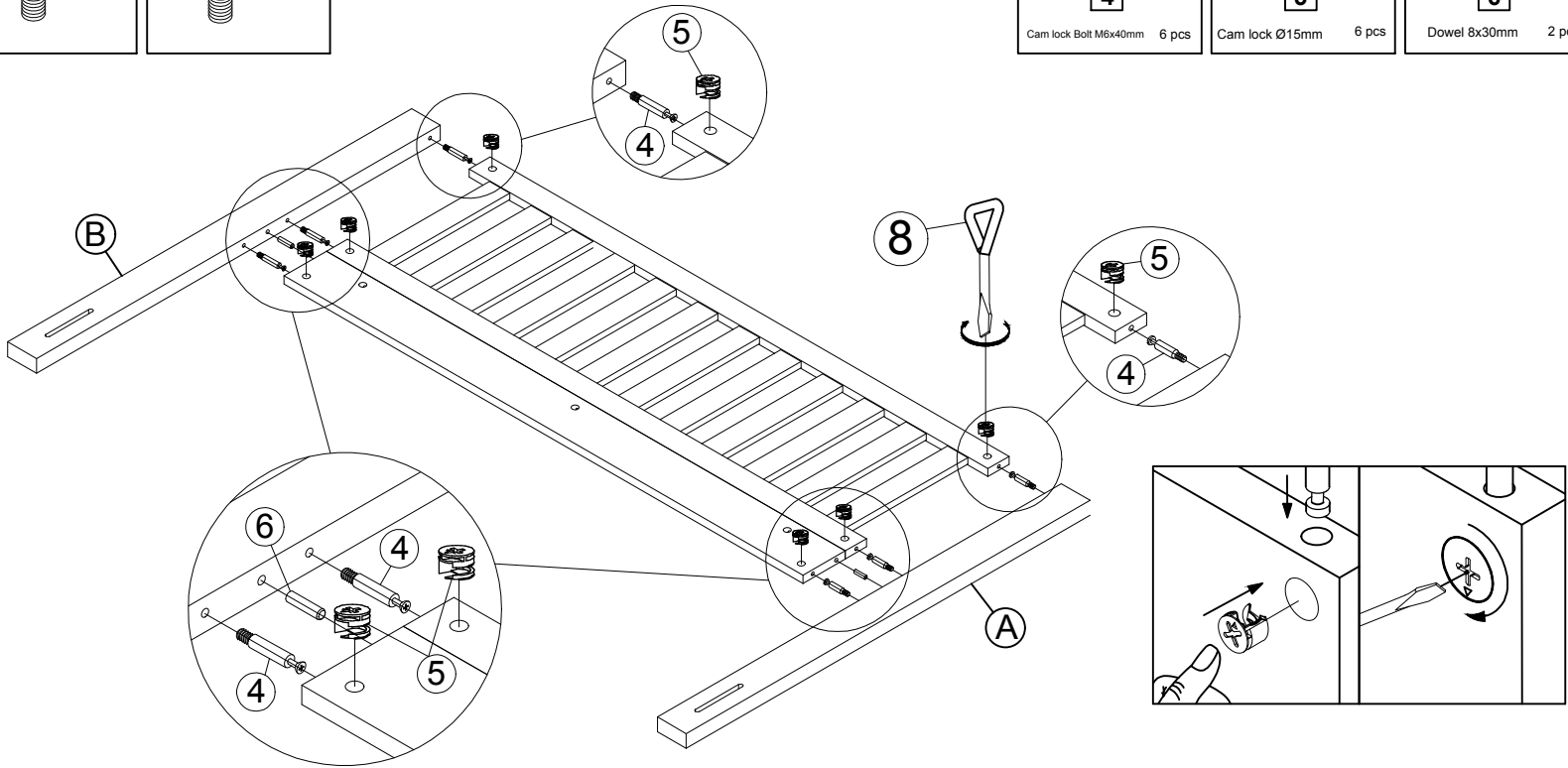
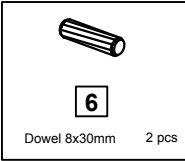
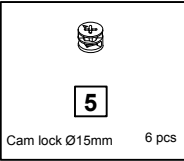
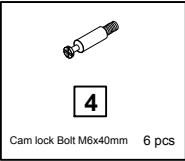
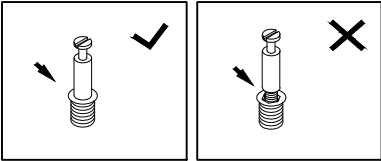
4



If you're having difficulty, our friendly Customer Care team is always here to help. Call us at 1.336.861.0604, email: [parts@comfortpointe.com](mailto:parts@comfortpointe.com).

5

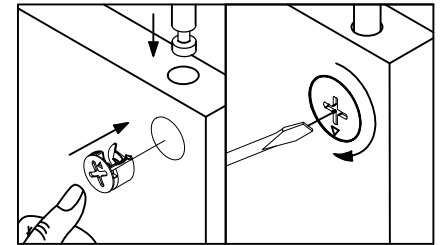
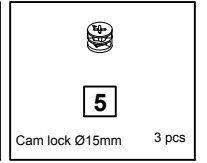
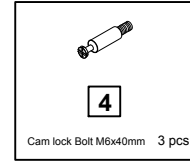
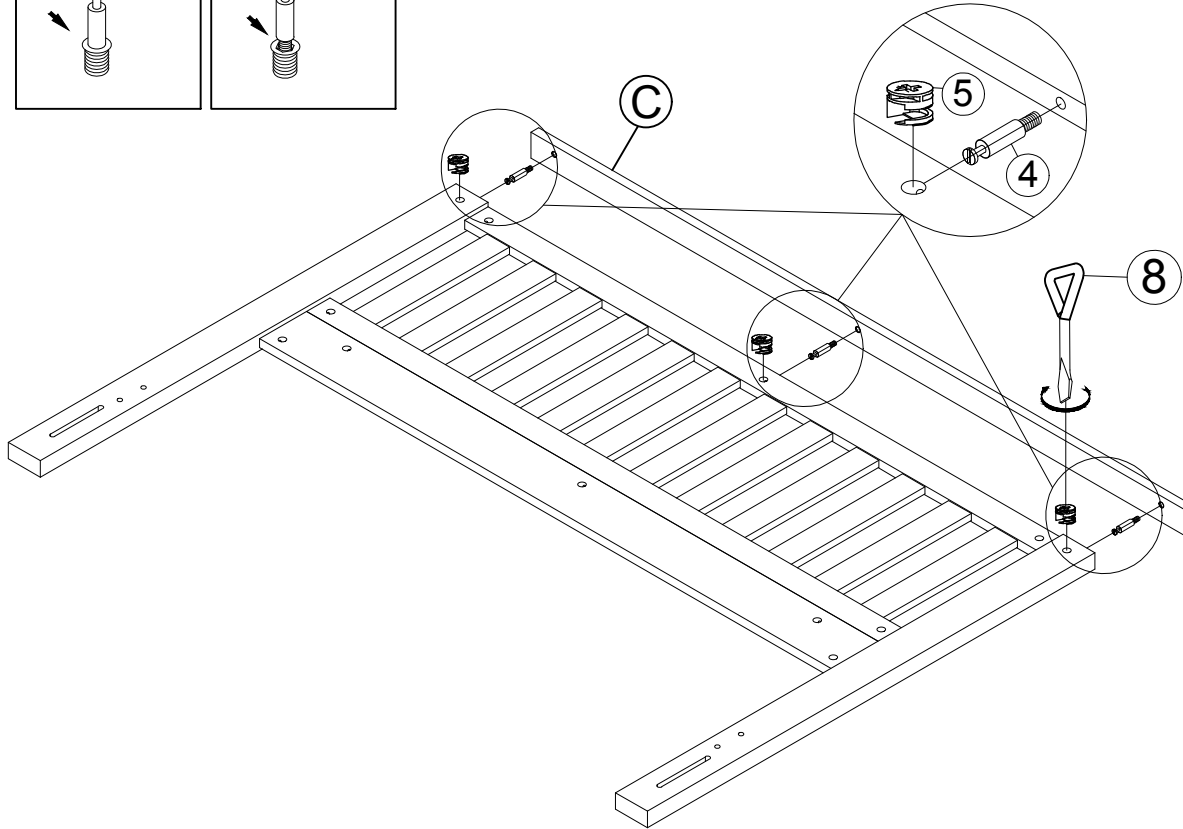
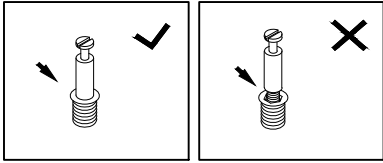
# 52015 QUEEN BED



If you're having difficulty, our friendly Customer Care team is always here to help.  
Call us at 1.336.861.0604, email: [parts@comfortpointe.com](mailto:parts@comfortpointe.com).

# 52015 QUEEN BED

6

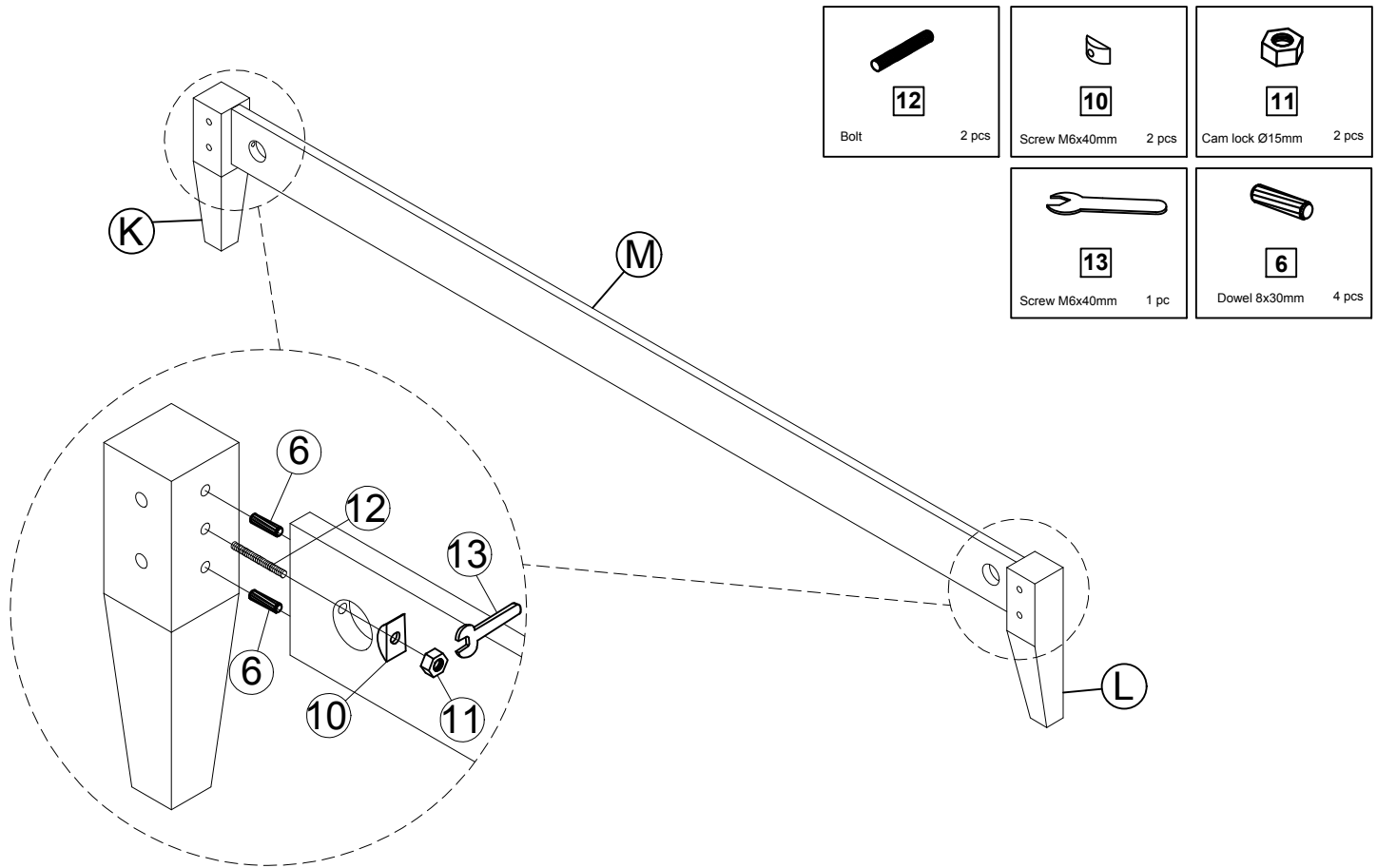


If you're having difficulty, our friendly Customer Care team is always here to help. Call us at 1.336.861.0604, email: [parts@comfortpointe.com](mailto:parts@comfortpointe.com).

VERSION 1.1 REV 09/29/2025

7

# 52015 QUEEN BED

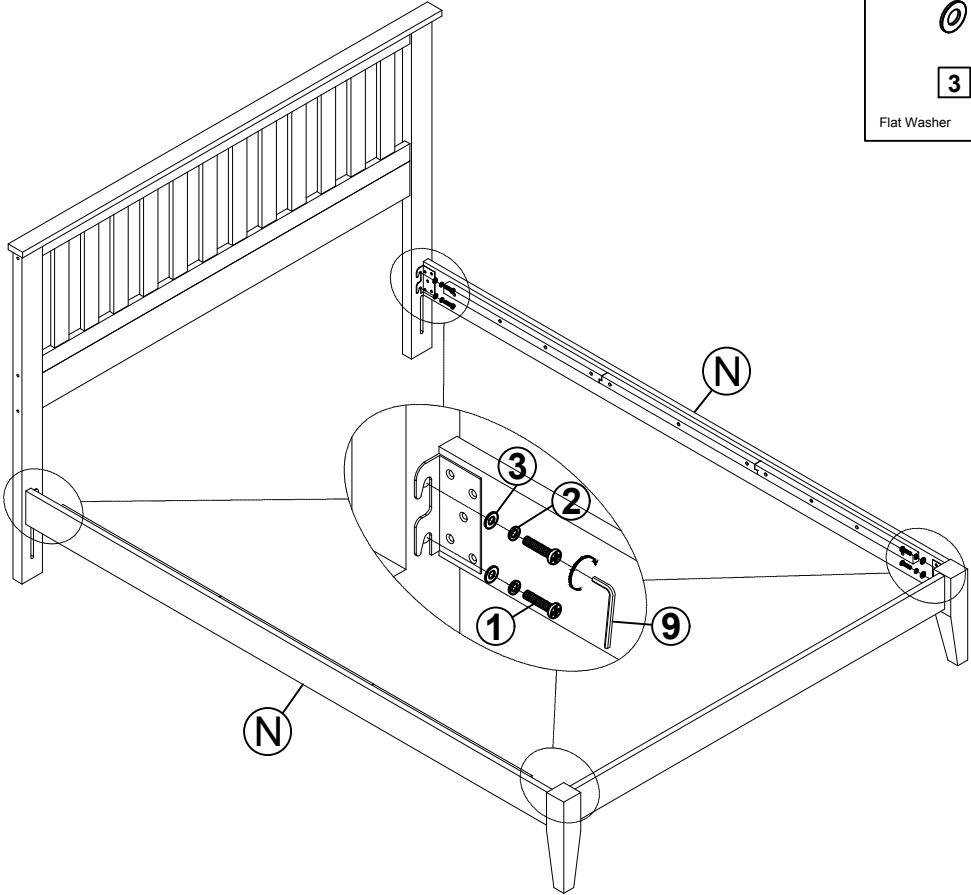



If you're having difficulty, our friendly Customer Care team is always here to help.  
Call us at 1.336.861.0604, email: [parts@comfortpointe.com](mailto:parts@comfortpointe.com).


VERSION 1.1 REV 09/29/2025


8

# 52015 QUEEN BED



  
**3**  
Flat Washer 8 pcs

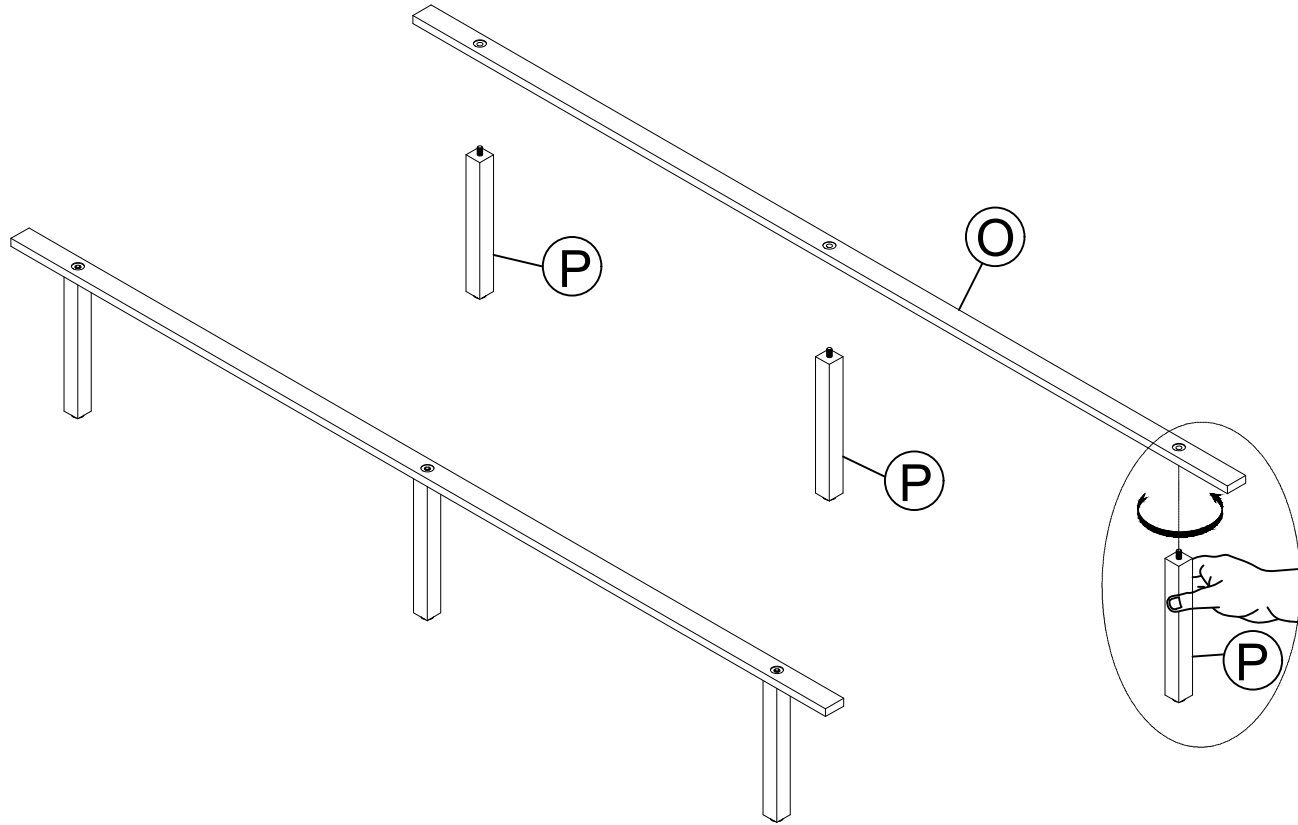
  
**2**  
Spring Washer 8 pcs

  
**1**  
Bolt 5/16"x20mm 8 pcs

If you're having difficulty, our friendly Customer Care team is always here to help.  
Call us at 1.336.861.0604, email: [parts@comfortpointe.com](mailto:parts@comfortpointe.com).

9

# 52015 QUEEN BED

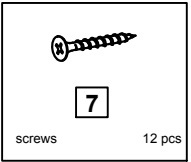
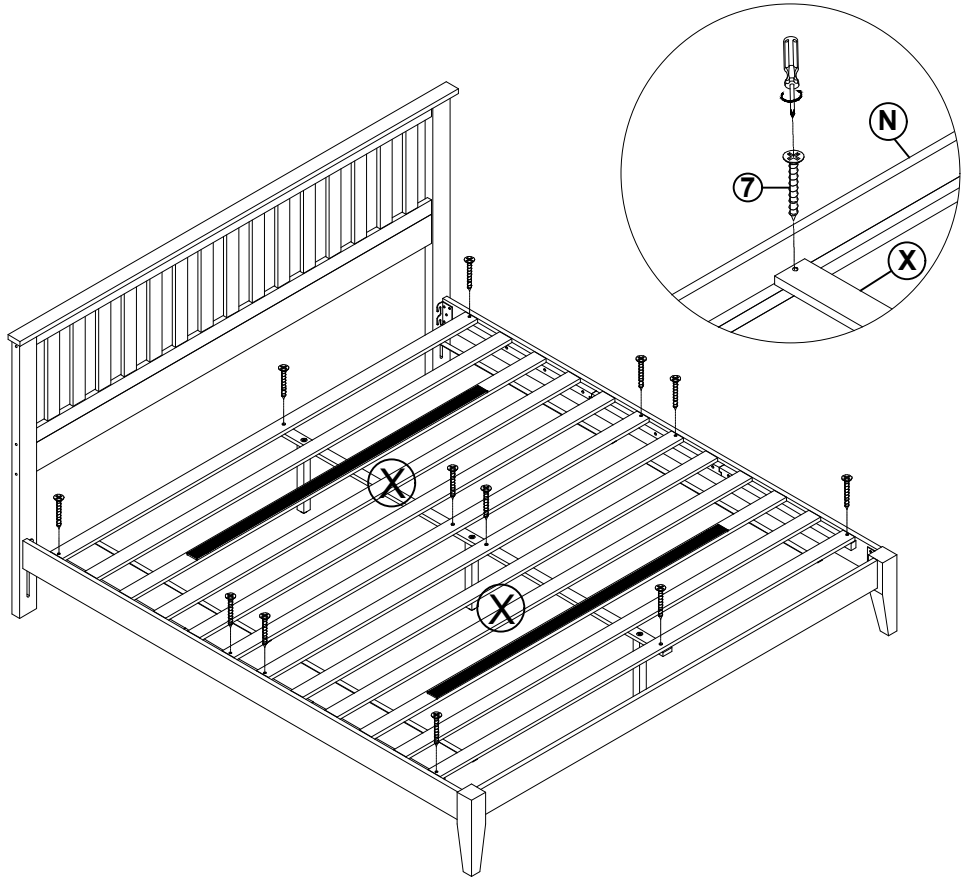


If you're having difficulty, our friendly Customer Care team is always here to help.  
Call us at 1.336.861.0604, email: [parts@comfortpointe.com](mailto:parts@comfortpointe.com).

VERSION 1.1 REV 09/29/2025

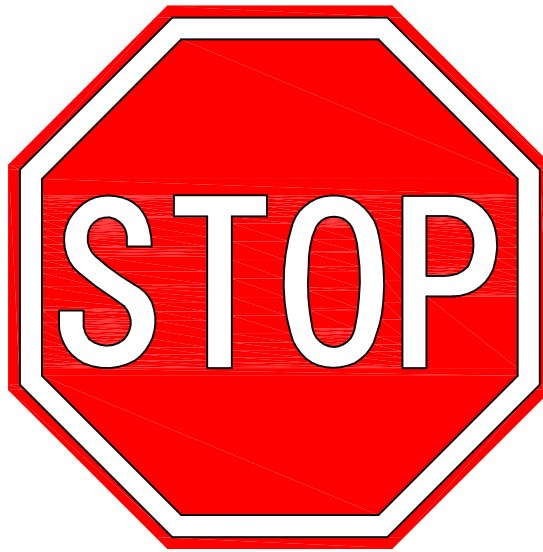
10

# 52015 QUEEN BED



If you're having difficulty, our friendly Customer Care team is always here to help.  
Call us at 1.336.861.0604, email: [parts@comfortpointe.com](mailto:parts@comfortpointe.com).

VERSION 1.1 REV 09/29/2025



**\*\*\*\*\*IMPORTANT MESSAGE\*\*\*\*\***

Please check to insure you have received all parts listed on the instruction sheet provided. If you did not receive all parts or received damaged parts please email or call the following:

Email: [parts@comfortpointe.com](mailto:parts@comfortpointe.com)

Phone: 336-861-0604 Contact: Parts Department

Office hours:

8am to 4pm EST Mon-Thur

8am to 3pm EST Friday

You will need to provide the item number purchased, your reference number, and identify which part is missing/damaged, all parts orders are considered priority.

Thank You