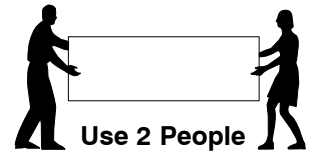
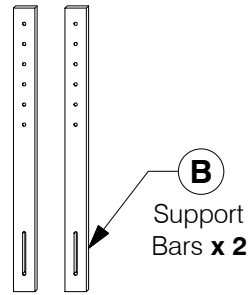
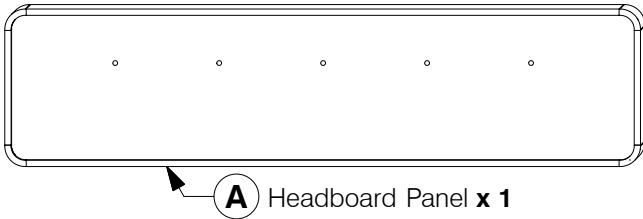


King Headboard

Assembly Instructions

0818

1 Parts List



2 Hardware List



1 M6 x 35mm JCB
x 4



2 Spring Washer
x 4



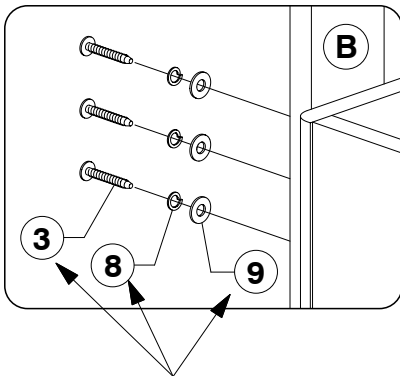
3 Flat Washer
x 4



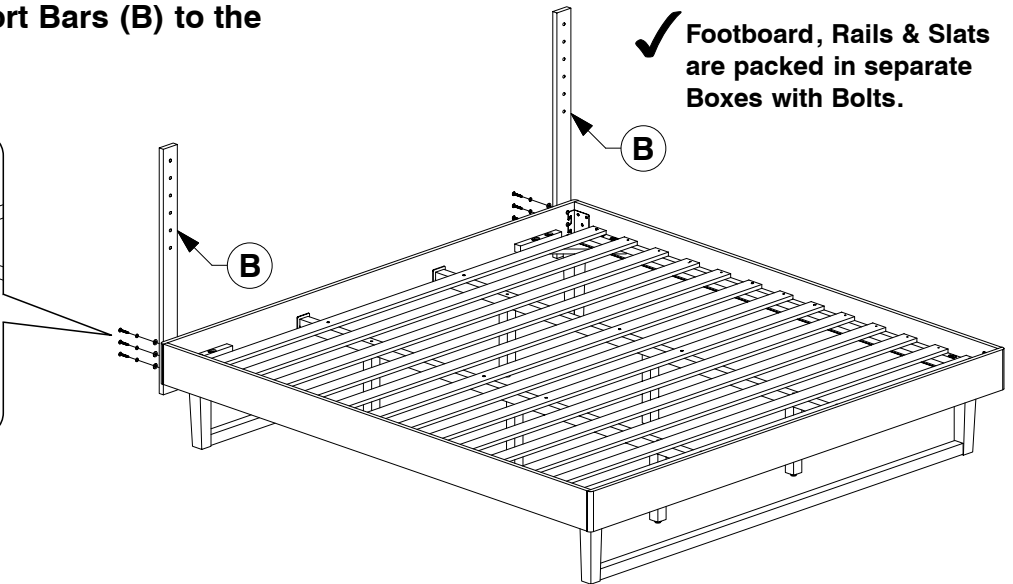
4 Allen Key
x 1

Note: Do not assemble using power tools. This can cause the bolts to be overtightened

3 Assemble the Support Bars (B) to the Headboard Panel.



Note: Bolts & Washers from Footboard, Rails & Slats Box.



4 Assemble the Headboard Panel (A) to the Support Bars (B).

