



Rattan Pendant Light

Safety First!

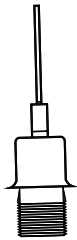
- We recommend consulting a professional if you are unfamiliar with installing lighting fixtures. We accept no liability for any damage caused, or for personal injury, during installation.
- Hardwired lighting fixtures should be installed by a licensed electrician and must be in accordance with local and National Electrical Code (N.E.C) standards.

Before you start assembling!


- Remove all parts and hardware from box.
- Do not discard any contents until after assembly is complete to avoid accidentally discarding small parts or hardware.

We are here for you!

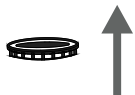
- We do our best to ensure your product arrives in perfect condition. In the event that a part is damaged or missing, we will be more than happy to provide you with a replacement part(s).




A



B

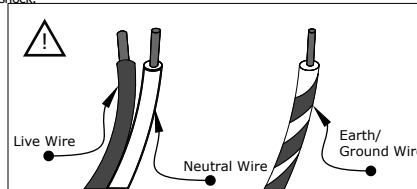


C



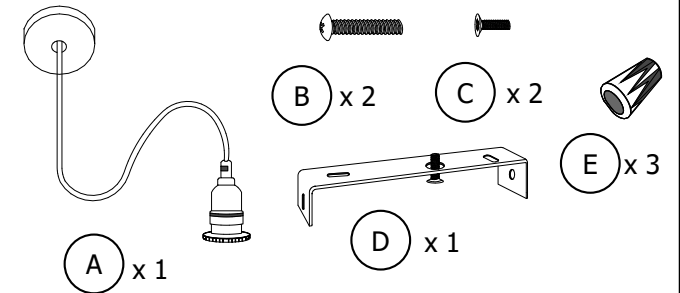
⚠ WARNING:

Turn off the main power at the circuit breaker before installing the fixture, in order to prevent possible shock.



All electrical connections must be in accordance with local and National Electrical Code (N.E.C.) standards. If you are unfamiliar with proper electrical wiring connections obtain the service of a qualified electrician.

HARDWARE:



ASSEMBLY INSTRUCTIONS:

