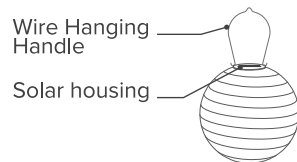


Soji™ Solar Lantern Instructions:



Included:



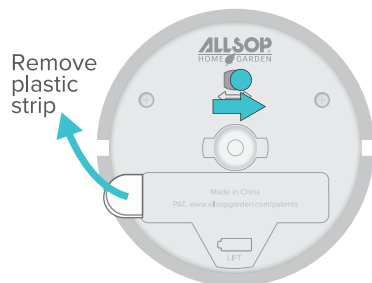
Solar Lantern

Your lantern shape may differ from illustration



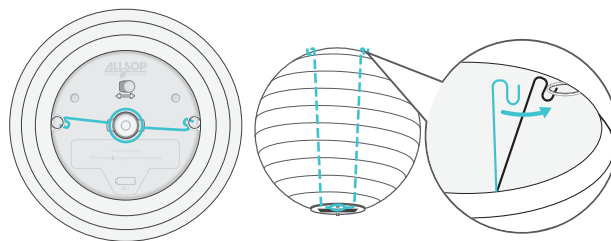
Wire Frame Support

Instructions:



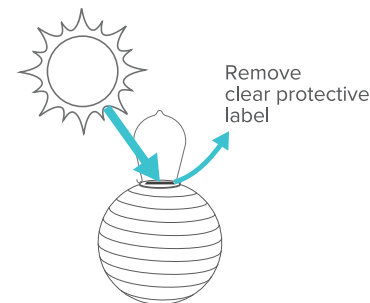
1. Slide Power Switch On

On the bottom of the solar housing, remove battery isolator strip and discard. Slide power switch from the "Off" position to the "On" position.



2. Attach Wire Frame Support

While the lantern is still in the flat collapsed position, snap the circular end of the metal wire frame support down around the LED. Pull the lantern up to form the shape. Then attach the notched ends of the wire frame support into the wire rings located on the bottom of the lantern.



3. Remove Label and Enjoy!

Remove clear protective label from solar panel. Hang outside with the solar panel up to catch **direct sunlight**. The LED will illuminate automatically when it becomes dark.

Video instructions at: allsopgarden.com/pages/product-support

Further instructions on back ➡

Further Instructions:

Placement Matters!

1. Hang the lantern somewhere that the solar panel will receive **at least 6 hours of direct sunlight**.
If you hang it in a tree, make sure it is not too shaded by foliage or branches that prevent it from charging.
2. Make sure the lantern is placed in an area where there is no ambient light. It will detect other light sources around it.
3. If it does not glow well, move it around to see if it needs a better location.
4. If lantern becomes dim or goes out, there is a rechargeable AAA that is replaceable. Batteries typically last 1-3 years.
5. Lanterns are designed to be outside. In climates with harsh winters you can turn off, remove battery, and store for the winter months.



Flashing

Flashing light indicates low battery



Will glow 4+ hours when placed in direct sunlight. Cloudy weather will result in less glowtime.



THANK YOU FOR YOUR PURCHASE!

We want you to be completely satisfied.
If you have any questions please contact
our customer service department.

SUPPORT@ALLSOPGARDEN.COM
800-426-4303

Video Instructions at:
allsopgarden.com/pages/product-support

Scroll down to "Soji Solar Lantern Assembly
and Setup Instructions"

Love your product?

Follow and Tag us @allsopgarden with #allsopgarden

