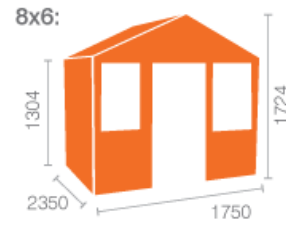
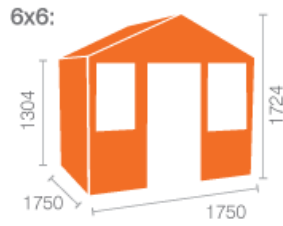
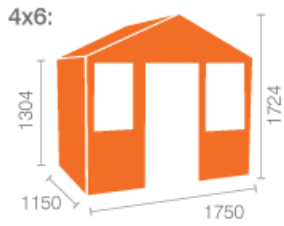


Tigercub Funhouse | Playhouse - Technical Data Sheet



- Packed Full Of Junior Fun
- Superior Grade 12mm Finish Shiplap Cladding
- 28x44mm Finish Rounded Four Corner Framing
- 2ft Veranda Play Area Available as Optional Extra
- Ultra Safe Hinges with Rubber Protector

Cladding Material	Shiplap	Cladding Thickness	12
Framing Style	Standard	Framing Size	28mm x 44mm
Roof Material	Tongue & Groove Board	Roof Thickness	12mm
Floor Material	Tongue & Groove Board	Floor Size	12mm
Door Style	Single Fully Boarded Tongue & Groove Door	Door Size	548mm x 1130mm
Window Style	Georgian Fixed	Window Size	457mm x 610mm
Glazing Thickness	2	Glazing Material	Styrene
Roof Covering	Black Mineral Felt	Treatment	TigerSkin Water Based
Locking System	Magnetic Safety Catch	Material	Selected European Softwoods



Building Dimension	Length	Width	Base Size	Internal Size	External Ridge	External Eaves	Internal Ridge	Internal Eaves	Ext. Size exc. Roof	Ext. Size inc. Roof	No. of Windows	Weight
4x6 Tigercub Funhouse	1150mm	1750mm	1150mm x 1750mm	1062mm x 1662mm	1724mm	1304mm	1612mm	1248mm	1174mm x 1774mm	1274mm x 1934mm	2	112kgs
6x6 Tigercub Funhouse	1750mm	1750mm	1750mm x 1750mm	1662mm x 1662mm	1724mm	1304mm	1612mm	1248mm	1774mm x 1774mm	1874mm x 1934mm	2	142kgs
8x6 Tigercub Funhouse	2350mm	1750mm	2350mm x 1750mm	2262mm x 1662mm	1724mm	1304mm	1612mm	1248mm	2374mm x 1774mm	2474mm x 1934mm	2	173kgs