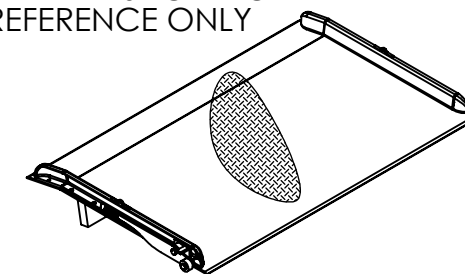
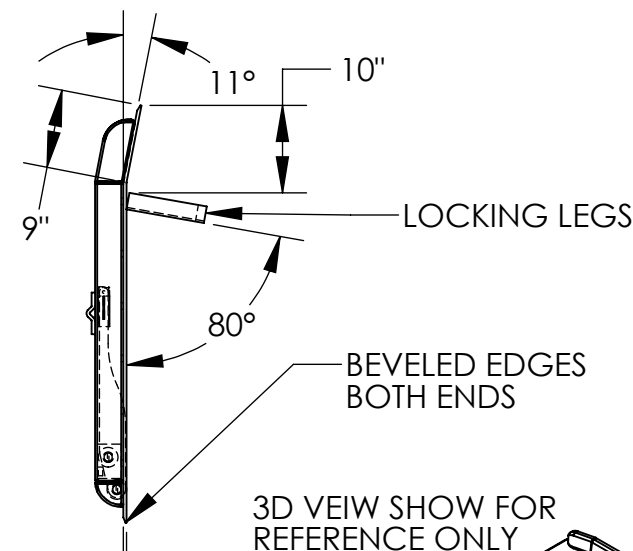
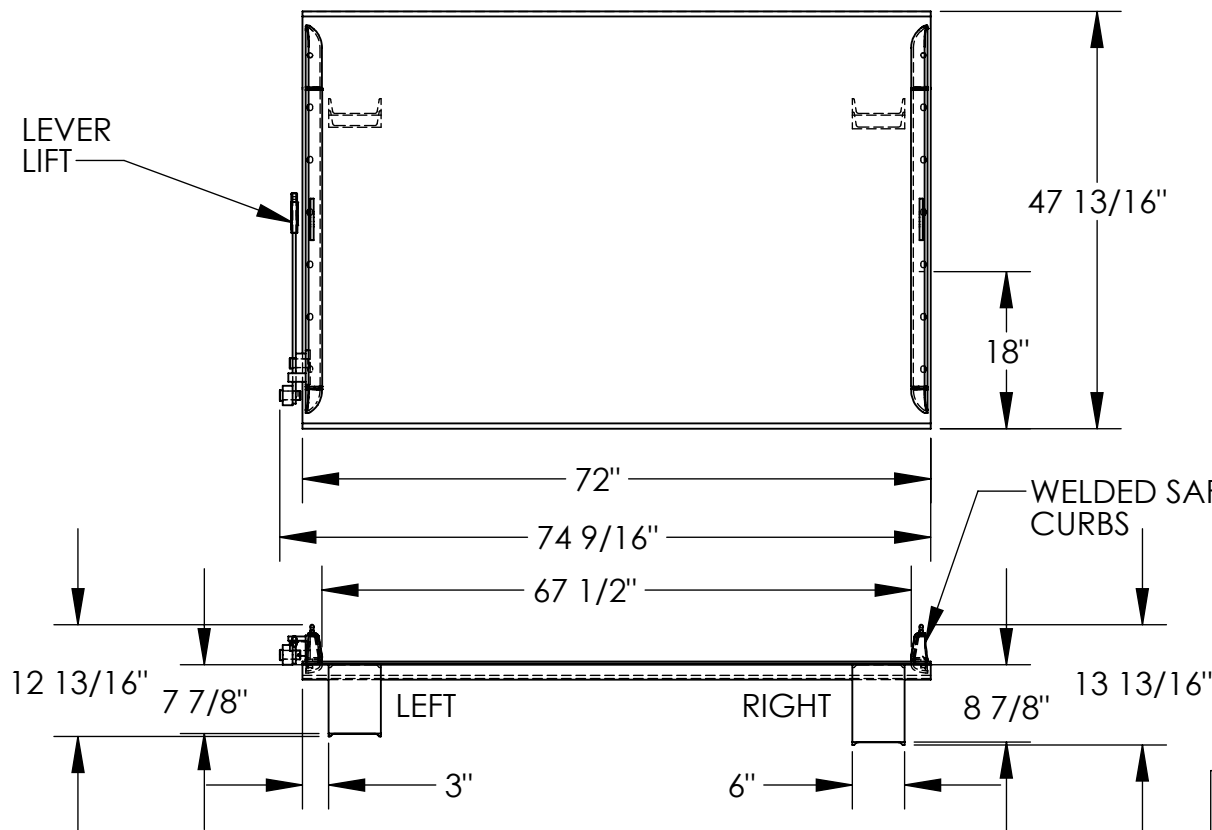


STEEL TRUCK DOCKBOARD - TS-15-7248

APPROX WEIGHT: 419.66 lbs.
DOES NOT INCLUDE WEIGHT OF POWER OR PACKAGING!!!

*** ANY ADDITIONS, DELETIONS, OR OMISSIONS MUST BE CORRECTED ON THIS DRAWING AS THIS DRAWING WILL BE CONSIDERED ALL INCLUSIVE ***

ALL GRAPHICS PROVIDED ARE FOR REFERENCE ONLY. IF CERTAIN DIMENSIONS ARE CRITICAL PLEASE VERIFY THOSE DIMENSIONS WITH YOUR SALESPERSON



DIMENSION TOLERANCE $\pm 1/4"$

I, THE UNDERSIGNED, AGREE THAT THE PRODUCT AS REPRESENTED SATISFIES DESIGN AND DIMENSION REQUIREMENTS. I ALSO ACKNOWLEDGE MY DUTY TO CONFIRM PRODUCT AND INSTALLATION COMPLIANCE WITH ALL APPLICABLE FEDERAL, STATE AND LOCAL REGULATIONS AND STANDARDS.

ANY MODIFIED UNITS ARE NON-RETURNABLE

[] As drawn [] As marked

Signed: _____ Date: _____

Printed Name: _____

LEAD TIME WILL START UPON RECEIPT OF SIGNED APPROVAL DRAWING

APPROVAL

STANDARD FEATURES

MODEL NUMBER: TS-15-7248
CAPACITY: 15,000 LBS
OVERALL WIDTH: 74 9/16"
OVERALL LENGTH: 47 13/16"
DOCKPLATE THICKNESS: 3/8"
LEVER LIFT IS STANDARD
LOCKING LEGS ARE 6" WIDE
RIGHT LEG LENGTH IS 8 7/8"
LEFT LEG LENGTH IS 7 7/8"
CROWN IS 11° & 9" FROM EDGE
HEIGHT DIFFERENCE: 7"
DURABLE LIQUID PAINT BLUE FINISH

SPECIAL FEATURES

NONE

FOR INTERNAL USE ONLY
PROJECT SIGN OFF

SALES	
ENG.	
FAB.	
POWER	

DISTRIBUTOR'S NAME:

VESTIL MANUFACTURING

DRAWN BY: ADL

DATE: 12/21/2005

REFERENCE: X

SCALE: 1:22

QUOTED LEAD TIME: X

QUOTE # X

P.O.# X

W.O.# X

SALES: X

FILE NAME:

10-007-055