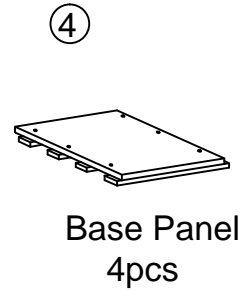
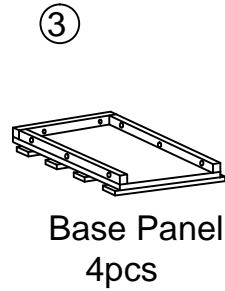
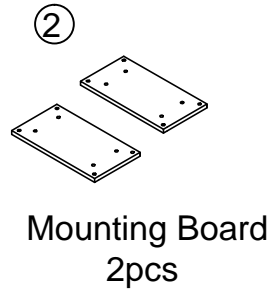
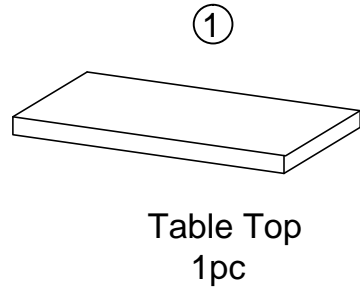


ASSEMBLY INSTRUCTION

DINING TABLE

PART LIST:



HARDWARE LIST				
A		L-Allen Key	5mm	1 PC
B		Bolt	Ø5/16**1-1/2"	40PCS
C		Spring Washer	Ø5/16**13.4mm	40 PCS
D		Flat Washer	Ø5/16**23mm	40 PCS

STEP 1

STEP 2

STEP 3

COMPLETED

