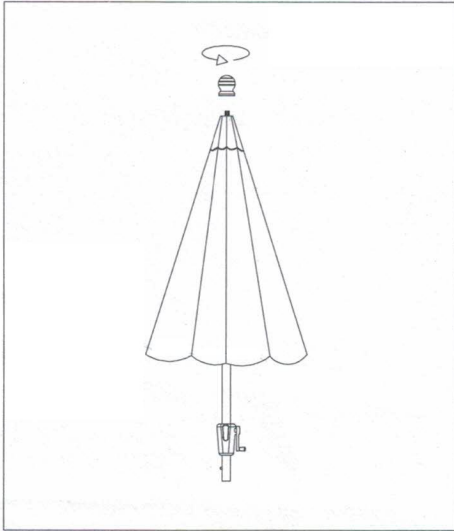


Canopy For Umbrella

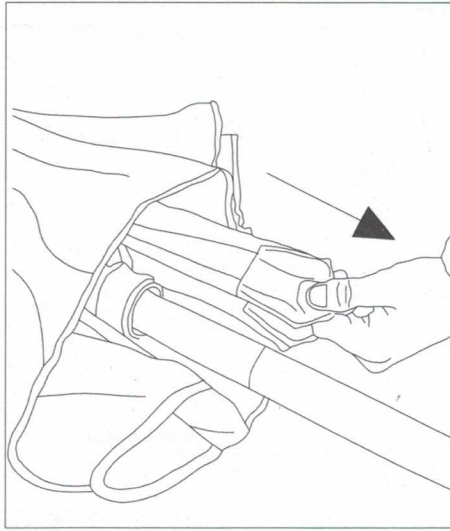
ASSEMBLY INSTRUCTIONS

Parts Included:

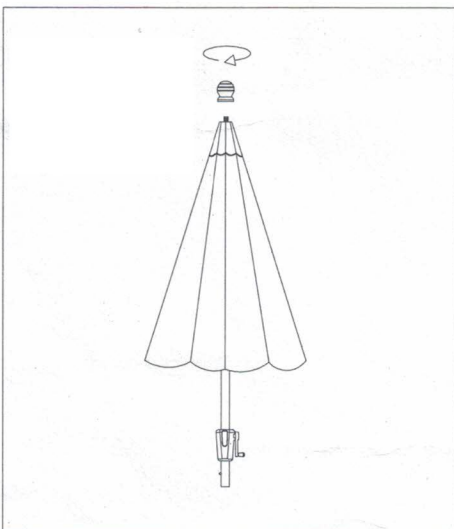
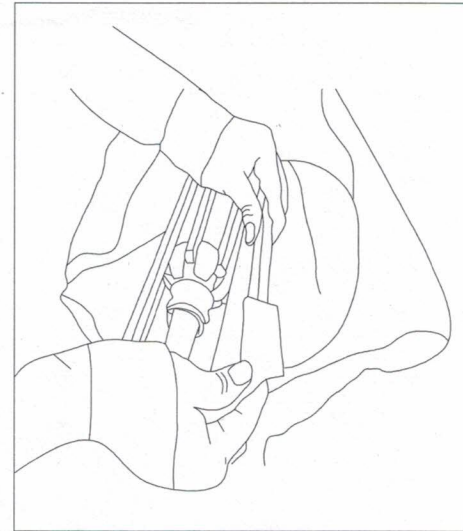
- (1) Umbrella Canopy



1. Place umbrella frame on flat work area. Unscrew Finial from top of umbrella frame. Place Canopy over umbrella frame. (Fig 1)



2. One hand holds rib, while one hand pulling pocket, to set each Rib End into each pocket. (Fig 2-1/2-2)



3. Secure Finial back to top by turning clockwise. Assembly is complete. (Fig 3)

Care Instructions:

- Brush to remove dirt and dust
- Canopy is removable; spot clean with water and mild soap; air dry.