

CODE NUMBER

3335075

DESCRIPTION

Plug Adapter Power Supply, Integrated Side Mixer, Polished Chrome Finish, 0.5 gpm, Aerated Spray, Infrared Sensor, Optima® Hardwired-Powered Deck-Mounted Mid Body Faucet.

DETAILS

- Flow Rate: 0.5 gpm (2 Lpm) (0.5GPM)
- Spray Type: Aerated (AER)
- Sensor Type: Infrared (IR)
- Mounting Type: Single Hole
- Power Supply: Plug Adapter (PLG)
- Temperature Mixer: Integrated Side Mixer (ISM)
- Finish: Polished Chrome (CP)
- Factory Default Timeout: 30s
- Factory Default GPC: 0.25

FEATURES

Commercial Grade, ADA Compliant, Electronic, Sensor-Activated, Cast Brass Hand Washing Faucet with the following features:

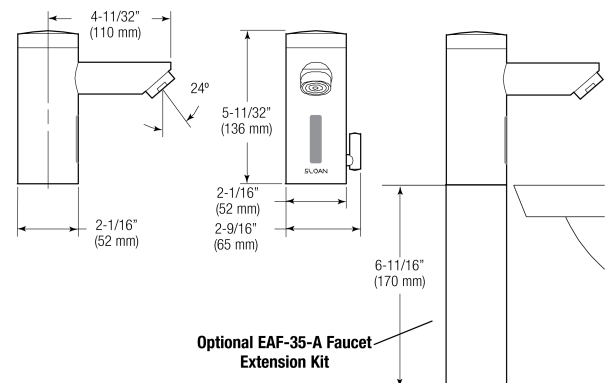
- Standby mode (option) permits light ring to remain illuminated with dim white light
- Soft-off function of indicator light. Light is turned off softly after the water flow stops
- Hot adjustable water limit set point
- Modular One-piece Construction with all Concealed Components above deck
- Double Infrared Sensors with Automatic Setting Feature and Microprocessor
- Magnetic Solenoid Valve
- Water temperature revealed by Illuminated Temperature Indication Ring
- Water temperature can be user adjusted
- Security-off after 1 minute of continuous water flow (vandal-resistant construction)
- Water Supply Connection with Flexible High-pressure Hose and Strainer
- Appropriate Mounting Hardware included
- IQ-Click feature permits activation of continuous run and temporary off modes

ELECTRICAL SPECIFICATIONS

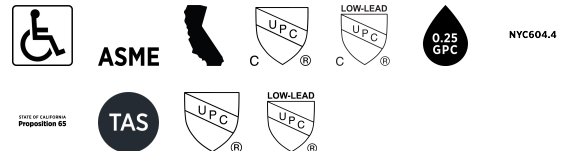
- Battery Life: 3 years 8,000 cycles/month
 - Optional power harvesting significantly extends service life
- Timeout Adjustment Settings: 30s

DOWNLOADS

- [EAF 200/225/250/275 Installation Instructions](#)
- [EAF 200/225/250/275 \(SP\) Installation Instructions](#)



COMPLIANCES & CERTIFICATIONS



(ADA Compliant, ASME A112.18.1 Compliant, CEC Compliant, cUPC Certified, cUPC Low Lead Compliant, GPC 0.25 or less, NYC604.4, Proposition 65, TAS, UPC Certified, UPC Low Lead Compliant)

NOTES

All information contained within this document subject to change without notice.

Looking for other variations of the EAF-225 product? [View the general spec sheet with all options.](#)

[Find a matching soap dispenser](#) for this faucet.

[Find a compatible sink](#) for this faucet.

WARRANTY

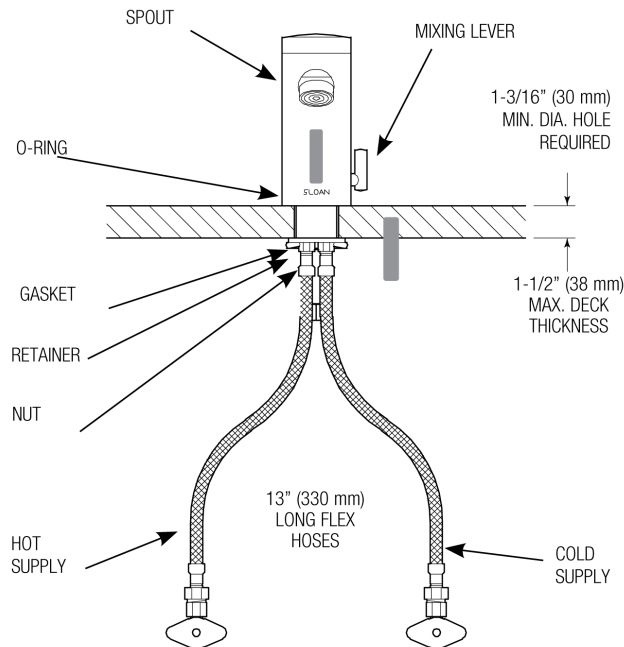
3 Year

Sloan 10500 Seymour Ave, Franklin Park, IL 60131
 Phone: 800.982.5839 • Fax: 800.447.8329 • sloan.com

- [Faucet Spray Heads Repair and Maintenance Guide](#)
- [Optima Plus EAF 225 Repair and Maintenance Guide](#)
- [Additional Downloads](#)

ROUGH-IN

EAF-225-ISM, EAF-225-ISM-IC AND EAF-225-ISM-DPU-IC Faucets with Hot and Cold Water Supply



When the EAF faucet is installed on a sink that has three (3) hole punchings, a Trim Plate should be used. Trim Plates must be specified and ordered separately:

ETF-312-A

Trim Plate for 4" (102 mm) Centerset Sink

ETF-510-A

Trim Plate for 8" (204 mm) Centerset Sink