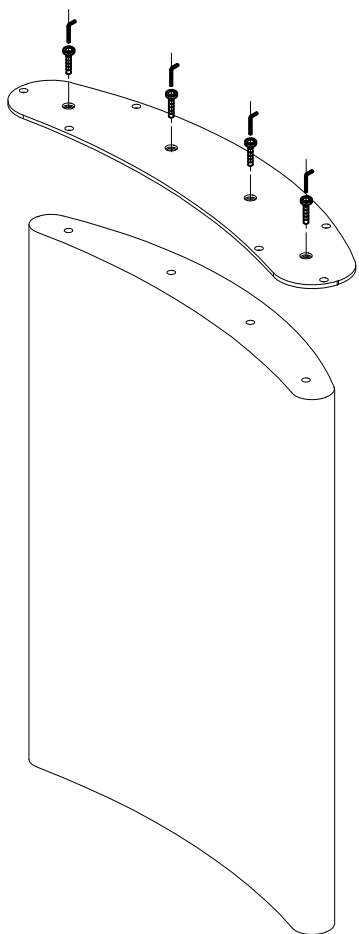
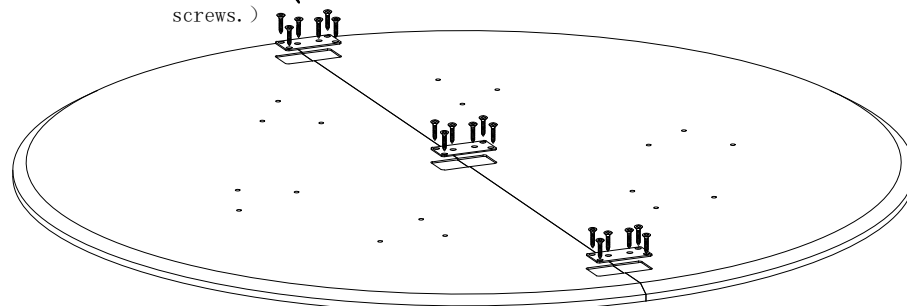


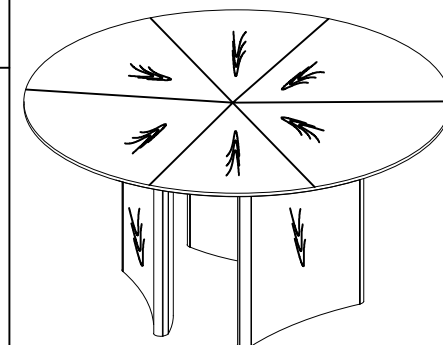
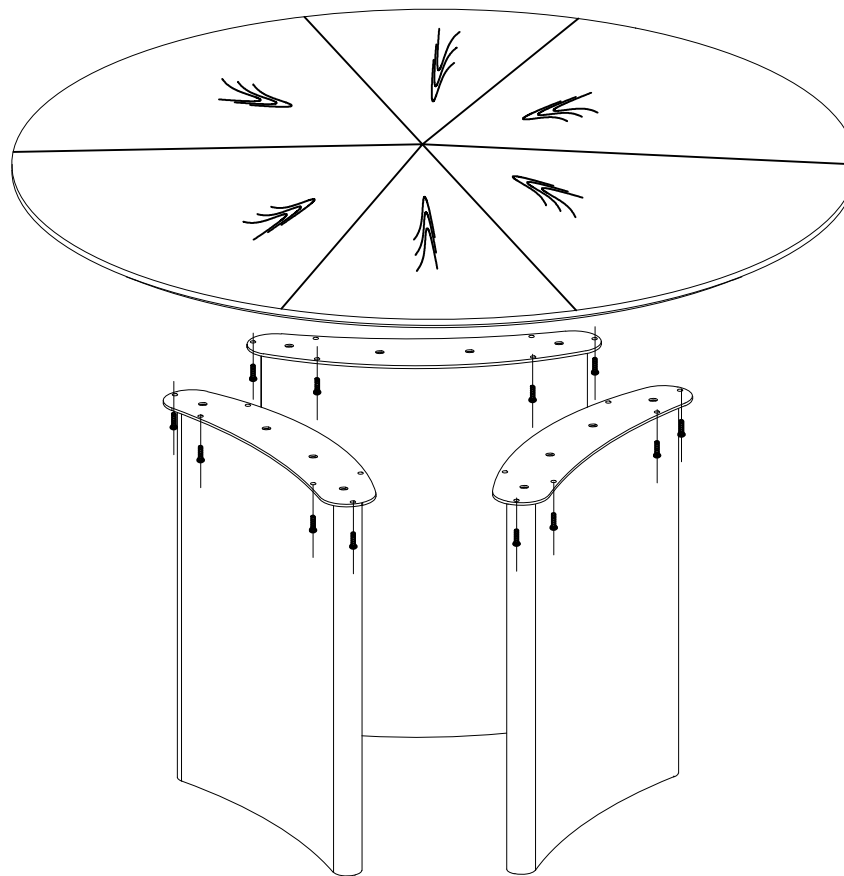
1. 先将五金连接板锁在脚座上。
(Firstly, lock the hardware connecting plate to the foot base.)



面板用五金连接片拼接，锁自攻丝。
(Panel connected with hardware connecting plate, self-tapping screws.)



2. 将组装好的脚座与面板连接。
(Connect the assembled footstock to the panel.)



请核对配件清单
Please check the parts list

编号 Number	形状 shape	名称 Name	数量 Quantity
A		内六角扳手 Hex key	1
B		M8X20螺丝 M8X20 screw	30
C		五金连接板 Hardware connection plate	3
D		Φ3*16自攻丝 Self-tapping screw Φ3*16	18
E		螺丝刀 Screwdriver	1
F		五金连接片2.5MM Hardware Connecting Plate 2.5mm Thick	3