






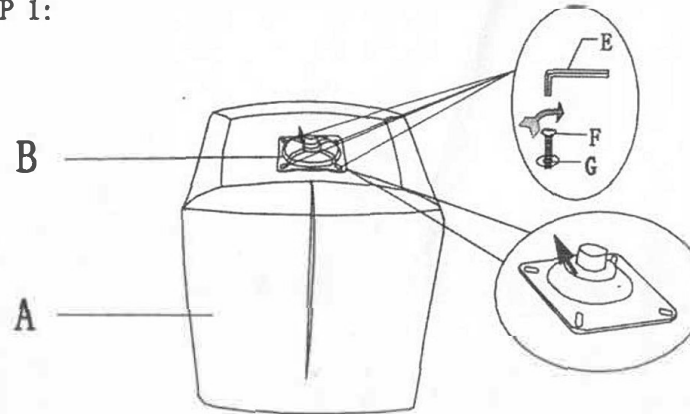


# ASSEMBLY INSTRUCTION

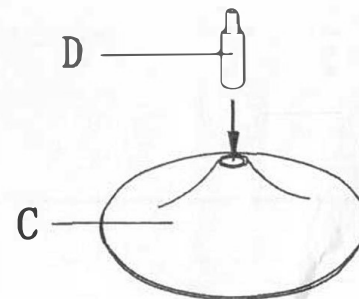


ITEM	PART	NAME	QUANTITY
(A)		SEAT	1
(B)		THE PLATE	1
(C)		METAL BASE	1
(D)		GAS LIFT	1
(E)		ALLEN KEY	1
(F)		BOLT	4
(G)		WASHER	4

STEP 1:



STEP 2:



STEP 3:



**NOTE:**

PLEASE PUT THE CHAIR ONTO A SOFT AND CLEAN SURFACE FOR ASSEMBLY.