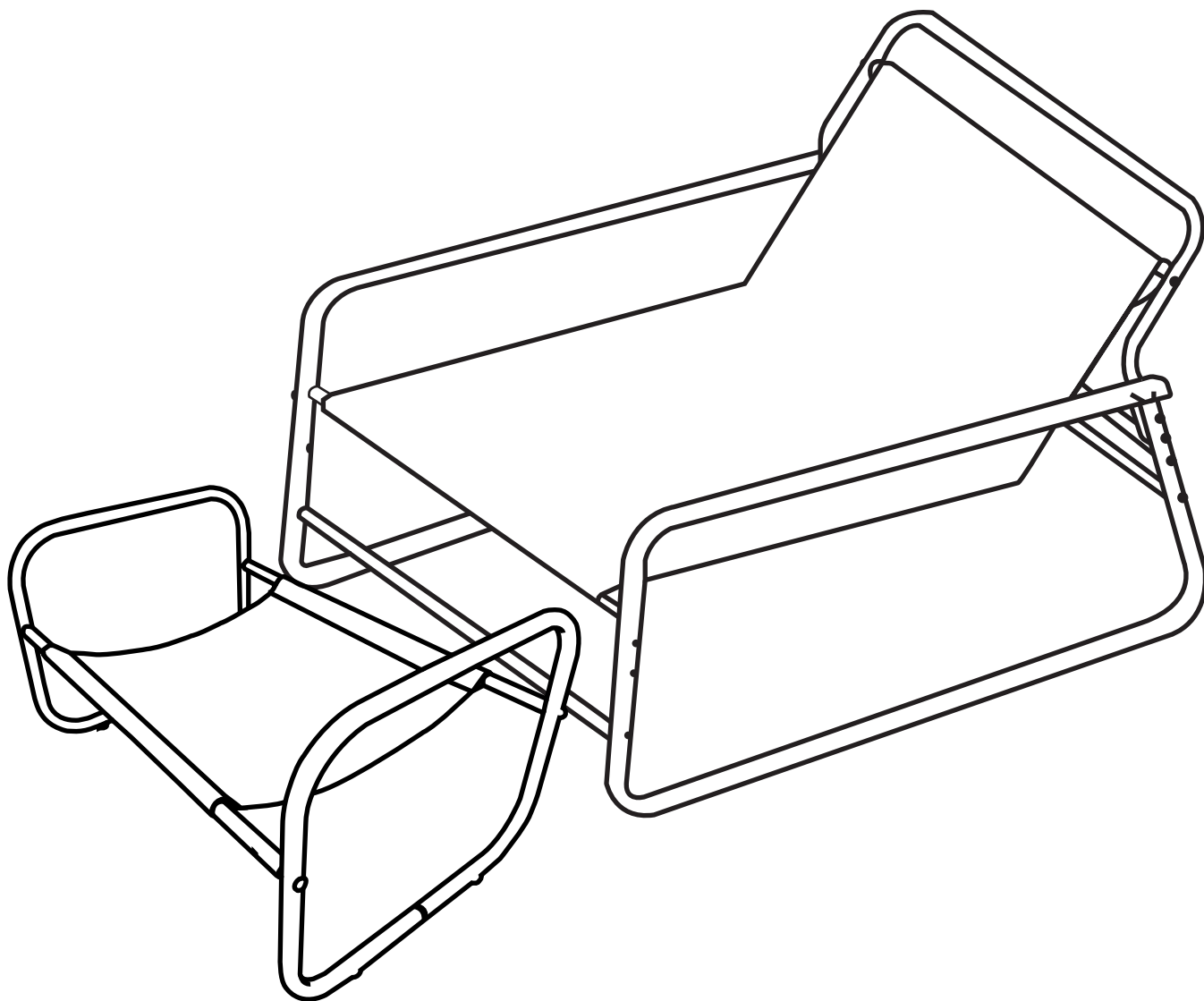


INSTALLATION INSTRUCTION

(US)

METAL LOUNGE CHAIR WITH OTTOMAN



WARNING

- To avoid the risk of suffocation and foreign-body ingestion, keep children under three years old and pets away from plastic bags and small parts during assembly. Please dispose of the packaging materials correctly before use.
- Before sit on the seat, ensure it has been well settled and securely positioned.
- DO NOT leave children unattended on or beside the chair.
- DO NOT use the chair as a step stool.
- DO NOT sit on the edge of the seat, armrests or the backrest as this could make the chair tip over.
- Requires 2 people for ease of assembly!
- The chair can bear a weight of 227kg/500lbs. Sitting on the footstool is prohibited














WARRANTY

- We offer every customer every chair 1-year warranty.
- Any questions or advice welcome to contact us, every email will receive a satisfied & prompt response.

CARE & MAINTENANCE

- Do not wash, bleach, tumble dry, iron, dry clean.
- Vacuum clean.
- Wipe clean with a damp cloth.
- To prevent fading, keep fabric out of direct sunlight.

Assembly Instruction Manual

<p>A</p>  <p>Head Frame with cloth×1</p>	<p>B</p>  <p>Upright Frame×2</p>	<p>C</p>  <p>Strengthened Link Tube×1</p>	<p>D</p>  <p>Link Tube×3</p>	<p>E</p>  <p>Bolt×12+1</p>
<p>F</p>  <p>Flange Nut×4+1</p>	<p>G</p>  <p>Washer×4+1</p>	<p>H</p>  <p>Allen Wrench×1</p>	<p>I</p>  <p>Flat Wrench×1</p>	<p>J</p>  <p>M8*40 full-tooth inner hexagon×4+1</p>
<p>K</p>  <p>footstool frames×2</p>	<p>L</p>  <p>mesh fabric for footstool ×1</p>	<p>M</p>  <p>67.6CM footstool connecting tubes×2</p>		

