



Test Report

No.: SHHL2401002438FT

Date: JAN. 23, 2024

Page: 1 of 12

NINGBOGAOXINQUBISHUNFUSHIKEJIYOUXIANGONGSI
1088-10, 10TH FLOOR, 1588 JIANGNAN ROAD, NINGBO HIGH-TECH ZONE

Sample Description : DRESSER
SKU No. : ZXDSR002
Source of Sample : SENT BY CLIENT.
Sample Receiving Date : JAN. 15, 2024
Testing Period : JAN. 15, 2024 TO JAN. 23, 2024
Testing Location : LANE 3999, XIUPU RD., PUDONG DISTRICT, SHANGHAI, CHINA

Table with 2 columns: Test Requested, Result. Row 1: 1.ASTM F2057-23 STANDARD SAFETY SPECIFICATION FOR CLOTHING STORAGE UNITS, PASS. Row 2: 2.PART 1303, TITLE 16, CODE OF FEDERAL REGULATIONS, CHAPTER II - CONSUMER PRODUCTS SAFETY COMMISSION OF U.S.A.-LEAD IN PAINT/SIMILAR SURFACE COATING MATERIAL, PASS.

Signed for and on behalf of
SGS-CSTC Standards Technical Services (Shanghai) Co., Ltd.

Handwritten signature of Jack Zheng

Jack Zheng
Authorized Signatory



Unless otherwise agreed in writing, this document is issued by the Company subject to its General Conditions of Service printed overleaf... Attention: To check the authenticity of testing /inspection report & certificate, please contact us at telephone: (86-755) 8307 1443, or email: CN.Doccheck@sgs.com

**Test Conducted:**

ASTM F2057-23 standard safety specification for clothing storage units		
Testing Condition	:	All the physical test is carry out on 20°C±5°C condition.
Nos. of Specimen	:	1 pc.
Test Result	:	PASS. Details shown as following table

Test Item	Test Method / Requirement	Rating/Result
<b>4 Performance Requirements</b>		
4.1	With the unit set up in accordance with 8.1, and without the anti-tip device, test the unit in accordance with 9.2.1, 9.2.2, and 9.2.3.	
9.2.1 Simulated Clothing Load	9.2.1.1 Position the empty unit on test surface described in 8.2.1. For units with levelers, adjust the unit per 8.1.2. 9.2.1.2 If 50 % or more of the storage volume is extended, determine the weight for loading the extendable elements and/or space behind the doors based on the volume calculated in 5.4. Load per 8.3.3. If less than 50 % of the storage volume is extended, the unit shall remain empty. 9.2.1.3 Open all doors and extend all available extendible elements in accordance with 8.1.3. Elements shall remain open for 30 s.	Pass
9.2.2 Simulated Horizontal Dynamic Force	9.2.2.1 Force Application on Extendible Element—Where the extendible element has been determined to have the highest hand-hold height, not to exceed 56 in. (1422 mm). See Note 4. NOTE 4—56 in. is the 95th percentile reach of a of a 5-year-old child, averaged between male and female.6 (1) Position the empty unit on test surface described in 8.2.1. For units with levelers, adjust the unit per 8.1.2. (2) Open all doors and extend all available extendible elements in accordance with 8.1.3. (3) Apply a 10 lbf (44 N) horizontal force, parallel to the direction of outward motion, at the highest hand-hold, not to exceed 56 in. (1422 mm) on the extendible element most likely to cause tipover. The force shall be applied within ¼ in. (6 mm) of the top edge of a drawer or to the center of the pull area of the extendible element, whichever is higher but less than 56 in. (1422 mm) over a period of at least 5 s and held for 10 s. 9.2.2.2 Force Application on Door with Handle/pull—Where the door handle/pull has been determined to be the highest reach point not to exceed 56 in. (1422 mm). (1) Reference 9.2.2.1(1) and (2). (2) Apply a 10 lbf (44 N) horizontal force, parallel to the direction of initial outward motion, at a height not exceeding 56 in. (1422 mm) to the handle or pull. The force shall be applied over a period of at least 5 s and held for 10 s. The door shall be in a position most	Pass



Unless otherwise agreed in writing, this document is issued by the Company subject to its General Conditions of Service printed overleaf, available on request or accessible at <http://www.sgs.com/en/Terms-and-Conditions.aspx> and, for electronic format documents, subject to Terms and Conditions for Electronic Documents at <http://www.sgs.com/en/Terms-and-Conditions/Terms-e-Documents.aspx>. Attention is drawn to the limitation of liability, indemnification and jurisdiction issues defined therein. Any holder of this document is advised that information contained hereon reflects the Company's findings at the time of its intervention only and within the limits of Client's instructions, if any. The Company's sole responsibility is to its Client and this document does not exonerate parties to a transaction from exercising all their rights and obligations under the transaction documents. This document cannot be reproduced except in full, without prior written approval of the Company. Any unauthorized alteration, forgery or falsification of the content or appearance of this document is unlawful and offenders may be prosecuted to the fullest extent of the law. Unless otherwise stated the results shown in this test report refer only to the sample(s) tested and such sample(s) are retained for 30 days only.  
 Attention: To check the authenticity of testing /inspection report & certificate, please contact us at telephone: (86-755) 8307 1443, or email: CN.Doccheck@sgs.com

SGS-CSTC (Shanghai) Technical Services (Shanghai) Co., Ltd. 4<sup>th</sup> Building, No.889, Yishan Road, Xuhui District Shanghai, China 200233 t (86) 400 960 9661 f (86-21) 6115 6899 www.sgs.com.cn  
 中国·上海·徐汇区宜山路889号4号楼 邮编: 200233 t (86) 400 960 9661 f (86-21) 6115 6899 e sgs.china@sgs.com

Test Item	Test Method / Requirement	Rating/Result
	likely to cause the unit to tip over. If the door handle or pull exceeds the max reach height, follow 9.2.2.1(3). 9.2.2.3 If the door pull/handle height and the extendible element height are the same, it is permissible to test either component.	
9.2.3 Simulating a Reaction on Carpet with Child Weight	9.2.3.1 Position the empty unit on test surface described in 8.2.1. For units with levelers, adjust the unit per 8.1.2. 9.2.3.2 Place the test block(s) under the unit's most rear floor support(s), such as a leg, foot, or upright. 9.2.3.3 Test block(s) shall be positioned so the back edge of the test block(s) are flush with the back edge of the rear floor supports. If the rear floor support is a glide tack, leveler, or foot smaller than 1 in., center the block under it. 9.2.3.4 Open all doors and extend all available extendible elements in accordance with 8.1.3. 9.2.3.5 Gradually, over a period of at least 5 s, apply the test apparatus without impact over the top of the door or extendible element most likely to cause tip over. Allow the test apparatus to rest without additional support for 30 s. If it is not apparent which door, extendible element, or for clothing storage units with interlock(s), the combination of open and closed extendible elements is most likely to cause tipover, perform multiple tests. 9.2.3.6 If the extendible element most likely to cause tipover is not the uppermost extendible element, any extendible element obstructing the test weight from being positioned properly shall be closed and reopened to the extent possible. For odd-shaped drawer, apply the test apparatus to the front edge that protrudes the farthest. For doors, apply the test apparatus to each door, one at a time, so that the outer edge of the test weight is flush with the outermost upper corner of the door.	Pass
4.2	During the test, the unit shall not tip over or be supported by any component unless that component was specifically designed for that purpose.	Pass
4.3	If a failed component prohibits the completion of the test, then the failed component(s) shall be repaired or replaced to the original specifications, or the component replaced, and the test repeated with the failed component secured as to not affect the test results but to prevent the component from failing.	/
4.4	An anti-tip device shall be included with each item of furniture covered under the scope of this safety specification for attachment by the consumer.	Pass
4.5	The anti-tip device provided shall meet the requirement of Specification ASTM F3096.	Pass See Table 1
4.6	Interlock Requirements	
4.6.1	Interlocks shall not require additional consumer action to engage	Not applicable



Unless otherwise agreed in writing, this document is issued by the Company subject to its General Conditions of Service printed overleaf, available on request or accessible at <http://www.sgs.com/en/Terms-and-Conditions.aspx> and, for electronic format documents, subject to Terms and Conditions for Electronic Documents at <http://www.sgs.com/en/Terms-and-Conditions/Terms-e-Documents.aspx>. Attention is drawn to the limitation of liability, indemnification and jurisdiction issues defined therein. Any holder of this document is advised that information contained hereon reflects the Company's findings at the time of its intervention only and within the limits of Client's instructions, if any. The Company's sole responsibility is to its Client and this document does not exonerate parties to a transaction from exercising all their rights and obligations under the transaction documents. This document cannot be reproduced except in full, without prior written approval of the Company. Any unauthorized alteration, forgery or falsification of the content or appearance of this document is unlawful and offenders may be prosecuted to the fullest extent of the law. Unless otherwise stated the results shown in this test report refer only to the sample(s) tested and such sample(s) are retained for 30 days only.  
Attention: To check the authenticity of testing /inspection report & certificate, please contact us at telephone: (86-755) 8307 1443, or email: CN\_Doccheck@sgs.com

SGS-CSTC (Shanghai) Technical Services (Shanghai) Co., Ltd. 4<sup>th</sup> Building, No.889, Yishan Road, Xuhui District Shanghai, China 200233 t (86) 400 960 9661 f (86-21) 6115 6899 www.sgs.com.cn  
Testing Center Harbin 中国·上海·徐汇区宜山路889号4号楼 邮编: 200233 t (86) 400 960 9661 f (86-21) 6115 6899 e sgs.china@sgs.com

Test Item	Test Method / Requirement	Rating/Result
	<p>during normal operation of the extendible element, for example, opening and closing the drawer to access the interior volume.</p> <p>4.6.1.1 Consumer action to reengage the interlock system after disengaging to allow removal of one or more extendible elements is allowed, for example, to install an anti-tip device or retrieve a lost sock.</p> <p>4.6.1.2 An interlocked extendible element removed for such one-time action shall not require removal of components such as back panels and dust bottom to access the interlocking mechanism during reengagement. Reengagement shall not require tools unless those tools are also required for disengagement.</p> <p>4.6.1.3 An interlocked extendible element removed for such one-time action shall either:</p> <p>(1) Not be fully functional when reinstalled until the interlock is reengaged. (For example, it will not fully close or ride on tracks if interlock is not reengaged—which can be an automatic action when reinstalled in case.); or</p> <p>(2) Include a separate warning or warnings as described in 10.2.3.10.</p>	
4.6.2	Interlocks shall not require consumer assembly and/or installation if the unit is shipped assembled, except as allowed in 4.6.1.1.	Not applicable
4.6.3	Consumer assembly and/or installation of interlock components as part of the normal consumer assembly process is allowed for items shipped/sold unassembled.	Not applicable
4.6.4	<p>When tested to 9.1, the extendible element shall be considered interlocked to the open extendible element if either:</p> <p>4.6.4.1 It remains closed during the test and is functional after tested extendible element is closed; or</p> <p>4.6.4.2 Its opening acts to close the extendible element originally open.</p>	Not applicable
9.3 Permanency of Labels and Warnings Testing	<p>9.3.1 A paper label shall be considered permanent if, during an attempt to remove it without the aid of tools or solvents, it cannot be removed, it tears into pieces upon removal, or such action damages the surface to which it is attached.</p> <p>9.3.2 A non-paper label shall be considered permanent if, during an attempt to remove it without the aid of tools or solvents, it cannot be removed or such action damages the surface to which it is attached.</p> <p>9.3.3 Adhesion Test for Warnings Applied Directly onto the Surface of the Product:</p> <p>9.3.3.1 Apply the tape test defined in Test Method B – Cross-Cut Tape Test of Test Methods D3359 eliminating parallel cuts.</p> <p>9.3.3.2 Perform this test once in each different location</p>	Pass



Unless otherwise agreed in writing, this document is issued by the Company subject to its General Conditions of Service printed overleaf, available on request or accessible at <http://www.sgs.com/en/Terms-and-Conditions.aspx> and, for electronic format documents, subject to Terms and Conditions for Electronic Documents at <http://www.sgs.com/en/Terms-and-Conditions/Terms-e-Documents.aspx>. Attention is drawn to the limitation of liability, indemnification and jurisdiction issues defined therein. Any holder of this document is advised that information contained hereon reflects the Company's findings at the time of its intervention only and within the limits of Client's instructions, if any. The Company's sole responsibility is to its Client and this document does not exonerate parties to a transaction from exercising all their rights and obligations under the transaction documents. This document cannot be reproduced except in full, without prior written approval of the Company. Any unauthorized alteration, forgery or falsification of the content or appearance of this document is unlawful and offenders may be prosecuted to the fullest extent of the law. Unless otherwise stated the results shown in this test report refer only to the sample(s) tested and such sample(s) are retained for 30 days only.

Attention: To check the authenticity of testing /inspection report & certificate, please contact us at telephone: (86-755) 8307 1443, or email: CN\_Doccheck@sgs.com

SGS-CSTC (Shanghai) Technical Services (Group) Co., Ltd. | 4<sup>th</sup> Building, No.889, Yishan Road, Xuhui District Shanghai, China 200233 | t (86) 400 960 9661 | f (86-21) 6115 6899 | www.sgs.com.cn  
 中国·上海·徐汇区宜山路889号4号楼 邮编: 200233 | t (86) 400 960 9661 | f (86-21) 6115 6899 | e sgs.china@sgs.com

Test Item	Test Method / Requirement	Rating/Result
	where warnings are applied. 9.3.3.3 The warning statements shall be considered permanent if the printing in the area tested is still legible and attached after being subjected to this test.	
<b>10 Marking and Labeling</b>		
10.1 Warnings on Product	10.1.1 Each clothing storage unit shall be permanently marked in at least one place with the warnings from this section. The warnings shall be in a conspicuous location when in use. The warnings shall be applied on one surface, not wrapped or folded around or over corners. 10.1.1.1 The warnings shall be considered conspicuous when in use when at least one of the following conditions is met: (1) The warnings are inside a drawer box on a drawer side with the top of the signal word panel 0.5 in. (12.7 mm) or less from the top of the drawer side and the border or edge of the label 3 in. (76 mm) or less from the back of the drawer front; they are not required to be visible on all drawers. It is permissible for the warnings to be on either drawer side. Or, (2) The warnings are visible anywhere on the open door or on the cabinet side adjacent to the door no more than 1 in. (25 mm) from the doors closed position or the structure of the unit, whichever is farther from the front, when any hinged door, not each door, is open; they are not required to be visible behind all doors. Or, (3) The warnings are visible on the cabinet side adjacent to the door no more than 1 in. from the door's closed position when any sliding door, not each door, is fully open, or the structure of the unit near the door, whichever is farther from the front. If doors have different distances from the front, this dimension shall apply to the farthest back door; they are not required to be visible behind all doors. Or, (4) The warnings from 10.2.3.1 and 10.2.3.3 and the symbol shall meet Condition 1 and contain language directing the user to the bottom of the same drawer and the full warning shall be on the inside face of the drawer bottom. 10.1.1.2 For units shipped requiring consumer assembly, it is permissible for the warnings to be on parts that can be installed in other locations; the location shall be considered acceptable if it would meet these location requirements in any possible location even if it does not meet them in all locations. For example, if a drawer side can be installed as the left or right side but the conditions in 10.1.1.1(1) are met, only when installed on the right it is acceptable.	Pass
10.2 Warnings Format and Content	10.2.1 The warnings shall be formatted in a manner consistent with ANSI Z535.4. 10.2.2 The signal word panel shall include the Safety Alert Symbol	Pass



Unless otherwise agreed in writing, this document is issued by the Company subject to its General Conditions of Service printed overleaf, available on request or accessible at <http://www.sgs.com/en/Terms-and-Conditions.aspx> and, for electronic format documents, subject to Terms and Conditions for Electronic Documents at <http://www.sgs.com/en/Terms-and-Conditions/Terms-e-Documents.aspx>. Attention is drawn to the limitation of liability, indemnification and jurisdiction issues defined therein. Any holder of this document is advised that information contained hereon reflects the Company's findings at the time of its intervention only and within the limits of Client's instructions, if any. The Company's sole responsibility is to its Client and this document does not exonerate parties to a transaction from exercising all their rights and obligations under the transaction documents. This document cannot be reproduced except in full, without prior written approval of the Company. Any unauthorized alteration, forgery or falsification of the content or appearance of this document is unlawful and offenders may be prosecuted to the fullest extent of the law. Unless otherwise stated the results shown in this test report refer only to the sample(s) tested and such sample(s) are retained for 30 days only.  
**Attention: To check the authenticity of testing /inspection report & certificate, please contact us at telephone: (86-755) 8307 1443, or email: CN\_Doccheck@sgs.com**  
 14<sup>th</sup> Building, No.889, Yishan Road, Xuhui District Shanghai, China 200233 t (86) 400 960 9661 f (86-21) 6115 6899 www.sgs.com.cn  
 中国·上海·徐汇区宜山路889号4号楼 邮编: 200233 t (86) 400 960 9661 f (86-21) 6115 6899 e sgs.china@sgs.com

Test Item	Test Method / Requirement	Rating/Result
	<p>“” and state “WARNING”.</p> <p>10.2.2.1 “WARNING” shall be in all caps, bold face type not less than 0.15 in. (3.8 mm) capital letter height in a sans serif font. The letter color shall be safety black on a safety orange or safety white background, or safety white on a safety black background.</p> <p>10.2.2.2 The Safety Alert Symbol is composed of an equilateral triangle surrounding an exclamation mark. It shall be presented in one of five color formats when used with the WARNING signal word:</p> <p>(1) A safety black triangle with a safety orange exclamation mark, or;</p> <p>(2) A safety yellow triangle with a safety black border and safety black exclamation mark—to allow consistency with certain ISO standards, or;</p> <p>(3) A safety yellow triangle with a safety black exclamation mark and a yellow border around a safety black band—to allow consistency with certain ISO standards, or;</p> <p>(4) A safety black triangle with a safety white exclamation mark—for black and white only formats, or;</p> <p>(5) A safety white triangle with a safety black exclamation mark—for black and white only formats.</p> <p>NOTE 5—Options 2 and 3 are given with reference to ISO 3864-1 and ISO 3864-2.</p> <p>10.2.3 In the following sections, the plain type is descriptive information; bold type is used for the required warning statements. The warning statements, unless otherwise noted, shall be included as stated. All text shall be a sans serif font, not less than 0.1 in. (2.5 mm) capital letter height. The text shall be safety black letters on a safety white background or the letters shall contrast the background.</p> <p>10.2.3.1 The warning message panel shall begin with the following statement in bold face type. <b>Children have died from furniture tipover. To reduce the risk of furniture tipover:</b></p> <p>10.2.3.2 The warning message panel shall include the following statements, preceded by a bullet point, in the order given.</p> <p>10.2.3.3 <b>ALWAYS install anti-tip device provided.</b></p> <p>10.2.3.4 Television use shall be addressed in the warnings by following either 10.2.3.4(1) or 10.2.3.4(2).</p> <p>(1) For clothing storage units that are not designed and intended by the manufacturer to be used with a TV shall state: <b>NEVER put a TV on this product.</b></p> <p>(2) For clothing storage units that are designed and intended by the manufacturer to be used with a TV, the warning shall address TV use. This may be done within the other warnings as shown in</p>	



Unless otherwise agreed in writing, this document is issued by the Company subject to its General Conditions of Service printed overleaf, available on request or accessible at <http://www.sgs.com/en/Terms-and-Conditions.aspx> and, for electronic format documents, subject to Terms and Conditions for Electronic Documents at <http://www.sgs.com/en/Terms-and-Conditions/Terms-e-Documents.aspx>. Attention is drawn to the limitation of liability, indemnification and jurisdiction issues defined therein. Any holder of this document is advised that information contained hereon reflects the Company's findings at the time of its intervention only and within the limits of Client's instructions, if any. The Company's sole responsibility is to its Client and this document does not exonerate parties to a transaction from exercising all their rights and obligations under the transaction documents. This document cannot be reproduced except in full, without prior written approval of the Company. Any unauthorized alteration, forgery or falsification of the content or appearance of this document is unlawful and offenders may be prosecuted to the fullest extent of the law. Unless otherwise stated the results shown in this test report refer only to the sample(s) tested and such sample(s) are retained for 30 days only.

Attention: To check the authenticity of testing /inspection report & certificate, please contact us at telephone: (86-755) 8307 1443, or email: [CN\\_Doccheck@sgs.com](mailto:CN_Doccheck@sgs.com)

SGS-CSTC (Shanghai) Technical Services (Shanghai) Co., Ltd. | 4<sup>th</sup> Building, No.889, Yishan Road, Xuhui District Shanghai, China 200233 | t (86) 400 960 9661 | f (86-21) 6115 6899 | www.sgs.com.cn  
 中国·上海·徐汇区宜山路889号4号楼 邮编: 200233 | t (86) 400 960 9661 | f (86-21) 6115 6899 | e sgs.china@sgs.com

Test Item	Test Method / Requirement	Rating/Result
	<p>the examples or separately to comply with other standards. In either case, all warnings must be conspicuous as defined in 10.1.1.1. See Appendix X1 for reference.</p> <p>10.2.3.5 <b>NEVER allow children to stand, climb, or hang on any drawers, doors, or shelves.</b> It is permissible to exclude any feature not included on the unit.</p> <p>10.2.3.6 <b>NEVER open more than one drawer at a time.</b> It is permissible to exclude any feature not included on the unit.</p> <p>10.2.3.7 When the unit includes interlocking drawers: <b>DO NOT defeat or remove the drawer interlock system; it is an important stability and safety system.</b> Units that do not include interlocking drawers shall not use this statement. It is permissible to remove “drawer,” add the appropriate parts and features to this statement, or to address any specific use characteristics of the interlock system.</p> <p>10.2.3.8 <b>Place heaviest items in the lowest drawers.</b> It is permissible to change drawers to a term/location better matching the unit.</p> <p>10.2.3.9 The following statement is required below all other text, in italic letters: <b>This is a permanent label. Do not remove!</b> Alternatively, the following shall be used when markings other than a label are used and may be used with any marking type: <b>This warning is permanent. Do not remove!</b> The statement may not be larger type than any other wording on the warning.</p> <p>10.2.3.10 For units with interlock systems described in 4.6.1.3(2), a warning addressing: <b>DO NOT remove the interlock system except for maintenance as shown. NEVER use the unit without the interlock installed following the instructions.</b> shall be added to each drawer in a location near the interlock hardware; instructions shall be shown or a location with instructions shall be referenced.</p> <p>10.2.4 Each safety symbol panel shall measure at least 1.25 in. by 1.25 in. (31.8 mm by 31.8 mm); each safety symbol shall measure at least 1 in. by 1 in. (25.4 mm by 25.4 mm). Each symbol shall be safety black with either a safety black or safety red prohibition symbol or the symbol shall contrast with the background. The safety symbol panel for each symbol shall be bounded on all sides with a safety black line or the line shall contrast with the background.</p> <p>10.2.4.1 The child climbing prohibition symbol shall be used on all warning labels.</p> <p>10.2.4.2 The TV prohibition symbol shall be used on units that include the warning in 10.2.3.4(1).</p> <p>10.2.5 The contents of the warnings shall not be modified except as specifically indicated above and/or to include languages other</p>	



Unless otherwise agreed in writing, this document is issued by the Company subject to its General Conditions of Service printed overleaf, available on request or accessible at <http://www.sgs.com/en/Terms-and-Conditions.aspx> and, for electronic format documents, subject to Terms and Conditions for Electronic Documents at <http://www.sgs.com/en/Terms-and-Conditions/Terms-e-Documents.aspx>. Attention is drawn to the limitation of liability, indemnification and jurisdiction issues defined therein. Any holder of this document is advised that information contained hereon reflects the Company's findings at the time of its intervention only and within the limits of Client's instructions, if any. The Company's sole responsibility is to its Client and this document does not exonerate parties to a transaction from exercising all their rights and obligations under the transaction documents. This document cannot be reproduced except in full, without prior written approval of the Company. Any unauthorized alteration, forgery or falsification of the content or appearance of this document is unlawful and offenders may be prosecuted to the fullest extent of the law. Unless otherwise stated the results shown in this test report refer only to the sample(s) tested and such sample(s) are retained for 30 days only.

Attention: To check the authenticity of testing /inspection report & certificate, please contact us at telephone: (86-755) 8307 1443, or email: [CN\\_Doccheck@sgs.com](mailto:CN_Doccheck@sgs.com)

14<sup>th</sup> Building, No.889, Yishan Road, Xuhui District Shanghai, China 200233 t (86) 400 960 9661 f (86-21) 6115 6899 www.sgs.com.cn  
 中国·上海·徐汇区宜山路889号4号楼 邮编: 200233 t (86) 400 960 9661 f (86-21) 6115 6899 e sgs.china@sgs.com

Test Item	Test Method / Requirement	Rating/Result
	than English. 10.2.6 The warnings shall be permanent when tested in accordance with 9.3.1, 9.3.2, or 9.3.3 as appropriate.	

Test Item	Test Method / Requirement	Rating/Result
Table 1: ASTM F3096-23 Standard Performance Specification for Tipover Restraint(s) Used with Clothing Storage Unit(s)		
4	4.1 Assemble tipover restraint components including provided fasteners in accordance with manufacturer's instructions. 4.2 Rigidly suspend the assembly by securing one end of the tipover restraint by gripping directly, or attaching to a fixed structure (for example, wooden block). 4.3 Attach a loading device to the fastener(s) on the oppo-site end of restraint. 4.4 Gradually, over a period of not less than 2 s nor greater than 15 s, apply the static load of 60 lb (27.22 kg) and maintain for an additional 30 s. 4.5 If the fastener(s) become unattached from the test structure (wood block or fixed structure) in such a way that it prohibits the completion of the test, then the fastener(s) are to be reattached using whatever means possible without affecting the test results of the assembly.	Pass
5.1	Installation instructions shall include at a minimum the following: 5.1.1 Illustration showing installation method. 5.1.2 Detailed written instructions with step by step instructions on how to properly attach the tipover restraint. 5.1.3 Parts list including illustrations	Pass
6.1	The following information shall be provided with each tipover restraint: 6.1.1 Manufacturer's name and address. 6.1.2 Date of manufacture (capable of identifying at a minimum the month and year of manufacture).	Pass



## Test Report

No.: SHHL2401002438FT

Date: JAN. 23, 2024

Page: 9 of 12

### Test Part Description:

SN ID	Sample No.	SGS Sample ID	Description
SN1	A1	SHA24-0010448-0001.C001	Black coating on wood
SN2	A2	SHA24-0010448-0001.C002	White coating on wood

### Remarks:

- (1) 1 mg/kg = 1 ppm = 0.0001%
- (2) MDL = Method Detection Limit
- (3) ND = Not Detected (< MDL)
- (4) “-“ = Not Regulated


### **Part 1303, Title 16, Code of Federal Regulations, Chapter II - Consumer Products Safety Commission of U.S.A.-Lead in paint/similar surface coating material**

Test Method: With reference to CPSC-CH-E1003-09.1, analysis was performed by AAS/ICP-OES.


Test Item(s)	Limit	Unit(s)	MDL	A1	A2
Lead(Pb)	0.009	%	0.0020	ND	ND
<b>Conclusion</b>				<b>Pass</b>	<b>Pass</b>

Unless otherwise stated, the decision rule for conformity reporting is based on Binary Statement for Simple Acceptance Rule (w=0) stated in ILAC-G8:09/2019.

### Sample Photo:



Unless otherwise agreed in writing, this document is issued by the Company subject to its General Conditions of Service printed overleaf, available on request or accessible at <http://www.sgs.com/en/Terms-and-Conditions.aspx> and, for electronic format documents, subject to Terms and Conditions for Electronic Documents at <http://www.sgs.com/en/Terms-and-Conditions/Terms-e-Documents.aspx>. Attention is drawn to the limitation of liability, indemnification and jurisdiction issues defined therein. Any holder of this document is advised that information contained hereon reflects the Company's findings at the time of its intervention only and within the limits of Client's instructions, if any. The Company's sole responsibility is to its Client and this document does not exonerate parties to a transaction from exercising all their rights and obligations under the transaction documents. This document cannot be reproduced except in full, without prior written approval of the Company. Any unauthorized alteration, forgery or falsification of the content or appearance of this document is unlawful and offenders may be prosecuted to the fullest extent of the law. Unless otherwise stated the results shown in this test report refer only to the sample(s) tested and such sample(s) are retained for 30 days only.  
**Attention: To check the authenticity of testing /inspection report & certificate, please contact us at telephone: (86-755) 8307 1443, or email: CN.Doccheck@sgs.com**  
 14<sup>th</sup> Building, No.889, Yishan Road, Xuhui District Shanghai, China 200233 t (86) 400 960 9661 f (86-21) 6115 6899 www.sgs.com.cn  
 中国·上海·徐汇区宜山路889号4号楼 邮编: 200233 t (86) 400 960 9661 f (86-21) 6115 6899 e sgs.china@sgs.com



**Remark:**

1. Since the data and / or information above division line of front page is provided by the applicant, the relevant results or conclusions of this report are only made for these data and / or information, SGS shall not be responsible for the authenticity and integrity of such data and information and the validity of the results and / or conclusions arising therefrom. Testing results only apply to the sample as received.
2. The declaration of conformity is based on acceptance limits chosen based on simple acceptance ( $w = 0, AL = TL$ ).

Statements of conformity are reported as:

Passed - The measured values were observed in tolerance at the points tested.

Failed - One or more measured values were observed out of tolerance at the points tested.



### Sample Photo:

Received Sample (view 1)



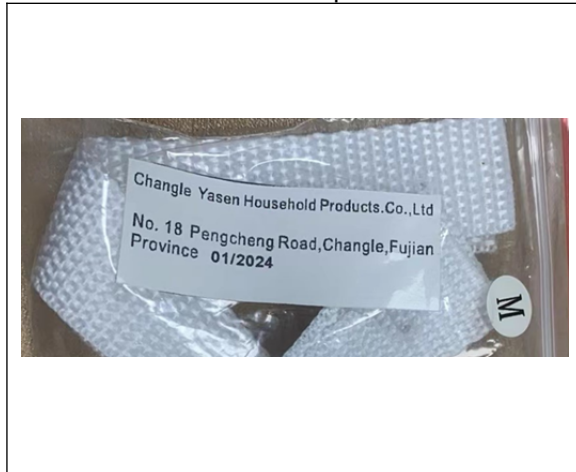
Received Sample (view 2)



Warning on product



Label for anti-tip device



Unless otherwise agreed in writing, this document is issued by the Company subject to its General Conditions of Service printed overleaf, available on request or accessible at <http://www.sgs.com/en/Terms-and-Conditions.aspx> and, for electronic format documents, subject to Terms and Conditions for Electronic Documents at <http://www.sgs.com/en/Terms-and-Conditions/Terms-e-Documents.aspx>. Attention is drawn to the limitation of liability, indemnification and jurisdiction issues defined therein. Any holder of this document is advised that information contained hereon reflects the Company's findings at the time of its intervention only and within the limits of Client's instructions, if any. The Company's sole responsibility is to its Client and this document does not exonerate parties to a transaction from exercising all their rights and obligations under the transaction documents. This document cannot be reproduced except in full, without prior written approval of the Company. Any unauthorized alteration, forgery or falsification of the content or appearance of this document is unlawful and offenders may be prosecuted to the fullest extent of the law. Unless otherwise stated the results shown in this test report refer only to the sample(s) tested and such sample(s) are retained for 30 days only.

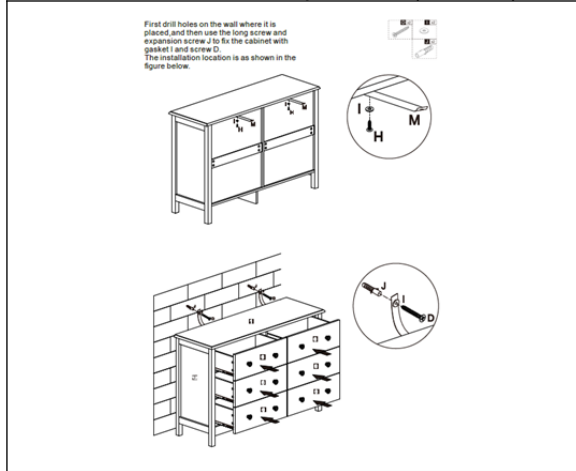
Attention: To check the authenticity of testing /inspection report & certificate, please contact us at telephone: (86-755) 8307 1443, or email: [CN.Doccheck@sgs.com](mailto:CN.Doccheck@sgs.com)

14<sup>th</sup> Building, No.889, Yishan Road, Xuhui District Shanghai, China 200233 t (86) 400 960 9661 f (86-21) 6115 6899 www.sgs.com.cn  
 中国·上海·徐汇区宜山路889号4号楼 邮编: 200233 t (86) 400 960 9661 f (86-21) 6115 6899 e sgs.china@sgs.com

Anti-tip device



Instruction for anti-tip device (Artwork)



SGS authenticate the photo on original report only

\*\*\*End of Report\*\*\*

