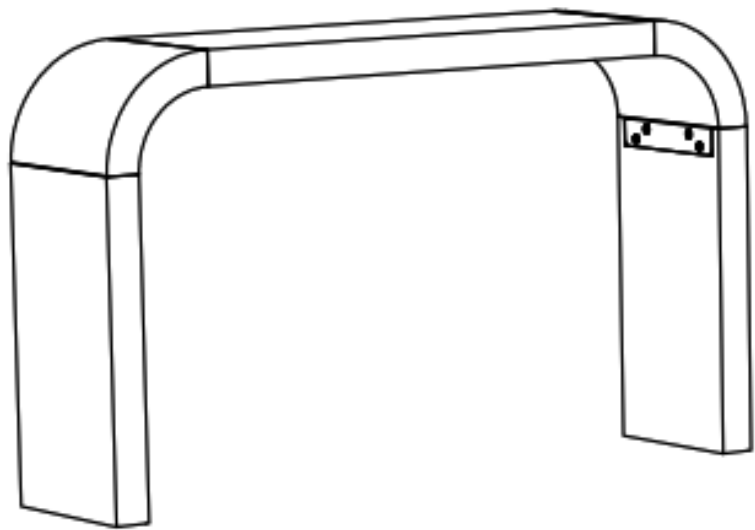


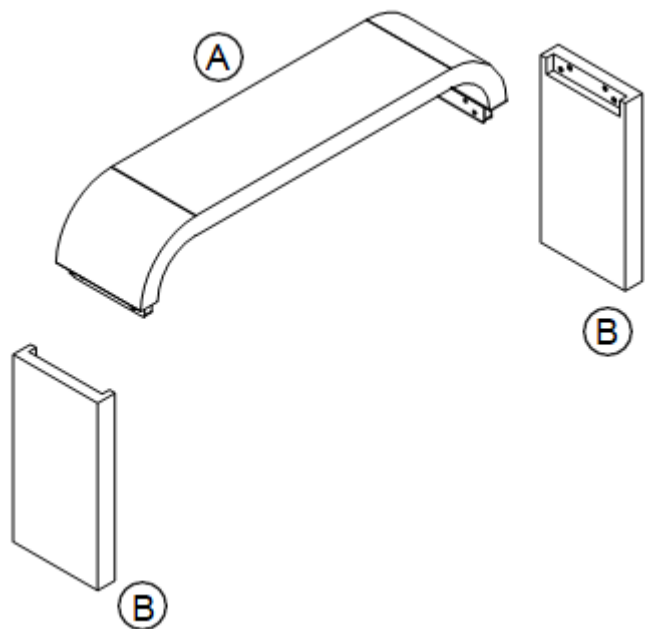
# Assembly Instructions

## Console Table




SKU # OT - 6804



ITEM	DESCRIPTION	QUANTITY
A	Top	1
B	Legs	2



### Hardware

		
H1 x 8 bolts M6 x 45mm	H2 x 8 flat washers	H3 x 1 hex key #4

# Step 1

1. Attach a leg to its position
2. Insert bolt (H1) with flat washer (H2) into the holes, and tighten it with hex key (H3)
3. Repeat steps 1 & 2 with other leg

