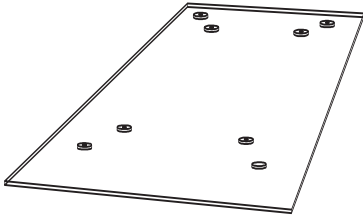


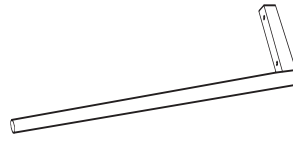
ASSEMBLY INSTRUCTION (Instrucciones de montaje)

PARTS LIST (Lista de Partes)

1. - 1 Pc.



2. - 4 Pcs.



FITTINGS (Herrajes)

A. -8Pcs.



M8*40mm

B. -8Pcs.



C. -1Pc.



D. -8Pcs.

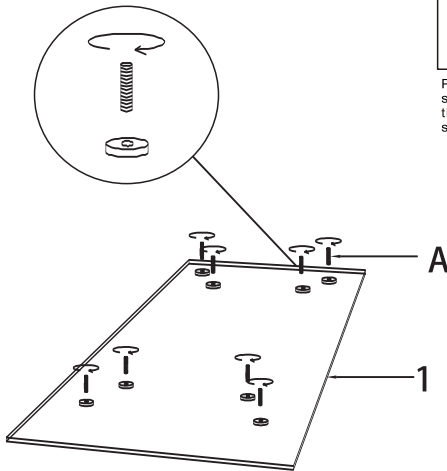


E. -4Pcs.



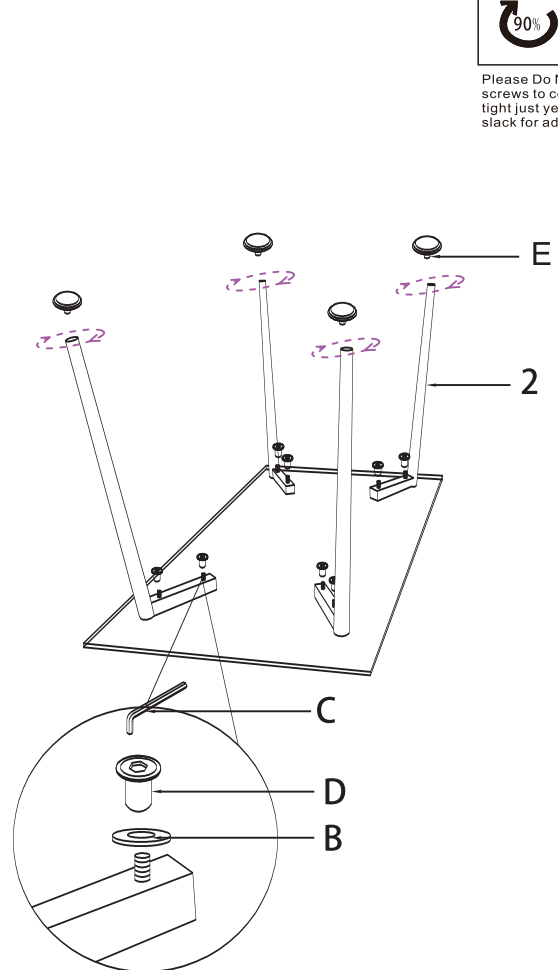
we provide spare parts for your convenience. Please contact us if you ever need any extras.

1.



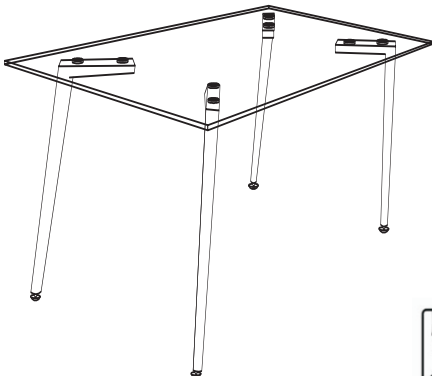
Please Do Not tighten screws to completely tight just yet, leave slack for adjustment

2.



Please Do Not tighten screws to completely tight just yet, leave slack for adjustment

3.



Please tighten all screws to secure its position

WARNING

