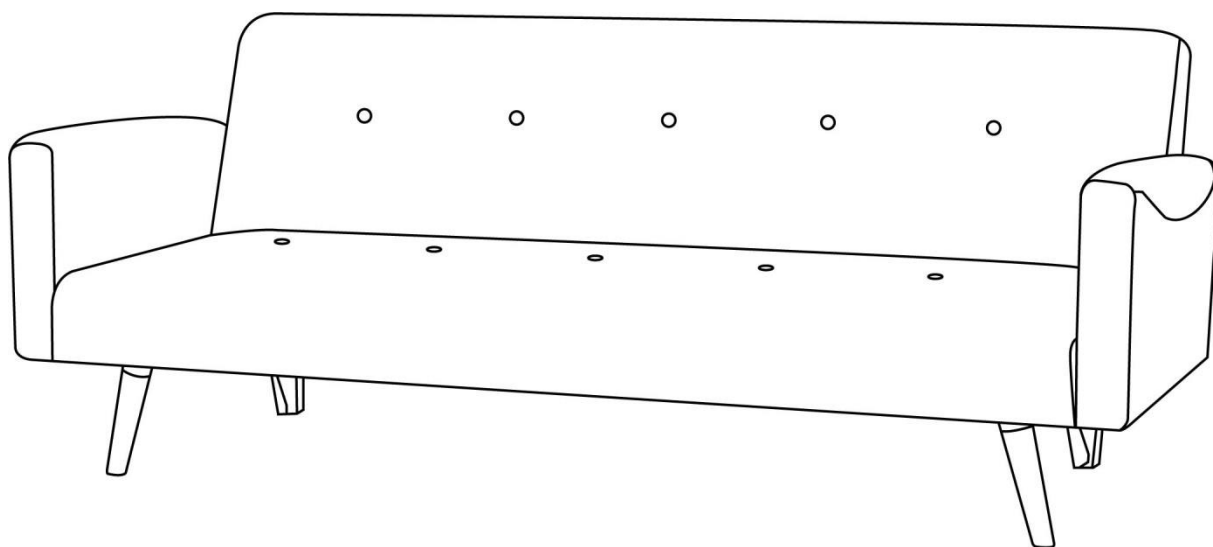


CLICK CLACK SOFA BED





**FOR REPLACEMENT PARTS OR HELP WITH
ASSEMBLY PLEASE CONTACT US.**

**PLEASE ENSURE TO HAVE THE MODEL
FROM THE PACKAGING OR INSTRUCTION BOOKLET**

**TO RETURN THE PRODUCT:
PLEASE CONTACT THE RETAILER
WHERE THE ITEM WAS PURCHASED FROM**

IMPORTANT: Please read this manual carefully before beginning assembly of this product. Keep this manual for future reference.

SAFETY INFORMATION

Identify all the parts and hardware. Do not discard of the packaging until you have checked that you have all of the parts and hardware required. Hardware package may have spare parts.

WARNING: This item contains small parts which can be swallowed by children and pets. Keep children and pets away during assembly. To avoid danger of suffocation, always keep plastic bags away from children and pets.

We recommend that you assemble this unit on a carpeted floor to avoid scratches. We do not recommend the use of power tools for assembly as this could damage the unit. Only use manual tools.

Requires 2 people for ease of assembly.

CARE and MAINTENANCE

Wipe regularly with clean water and a damp, clean, soft white cloth.

General cleaning can be done as needed with a mild detergent and water solution. Always rinse with clean water and dry.

For heavy soiling, dampen a soft white cloth or soft bristle brush. Use care as scrubbing can damage the surface.

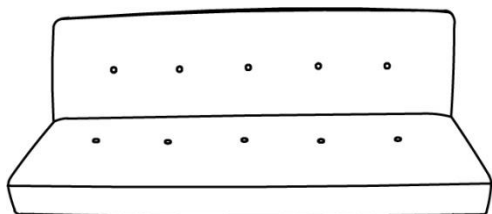
More difficult stains can be treated, but this should be occasional, not daily, cleaning. ANY cleaning solution used must be removed with clean water and a clean white cloth. Cleaning residue left on the material can cause it to dry out and crack, or affect the color.

DO NOT use any cleaners with corrosive ingredients (lye, acids or ammonia).

PRE-ASSEMBLY INFORMATION

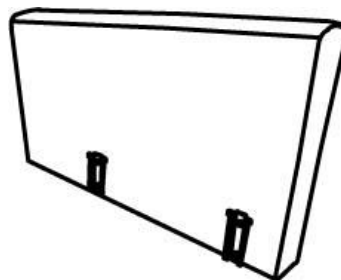
PARTS DESCRIPTION

1



SOFA BED
QTY 1

2




ARM
QTY 2

3



FRONT LEG
QTY 2

4



BACK LEG
QTY 2

NEED HELP? For help with assembly or if you are missing a part, Please call customer service

PRE-ASSEMBLY INFORMATION

HARDWARE DESCRIPTION

A



ALLEN KEY SCREW
QTY 4

B



ALLEN KEY SCREW
QTY 8

C



WASHER
QTY 4

D

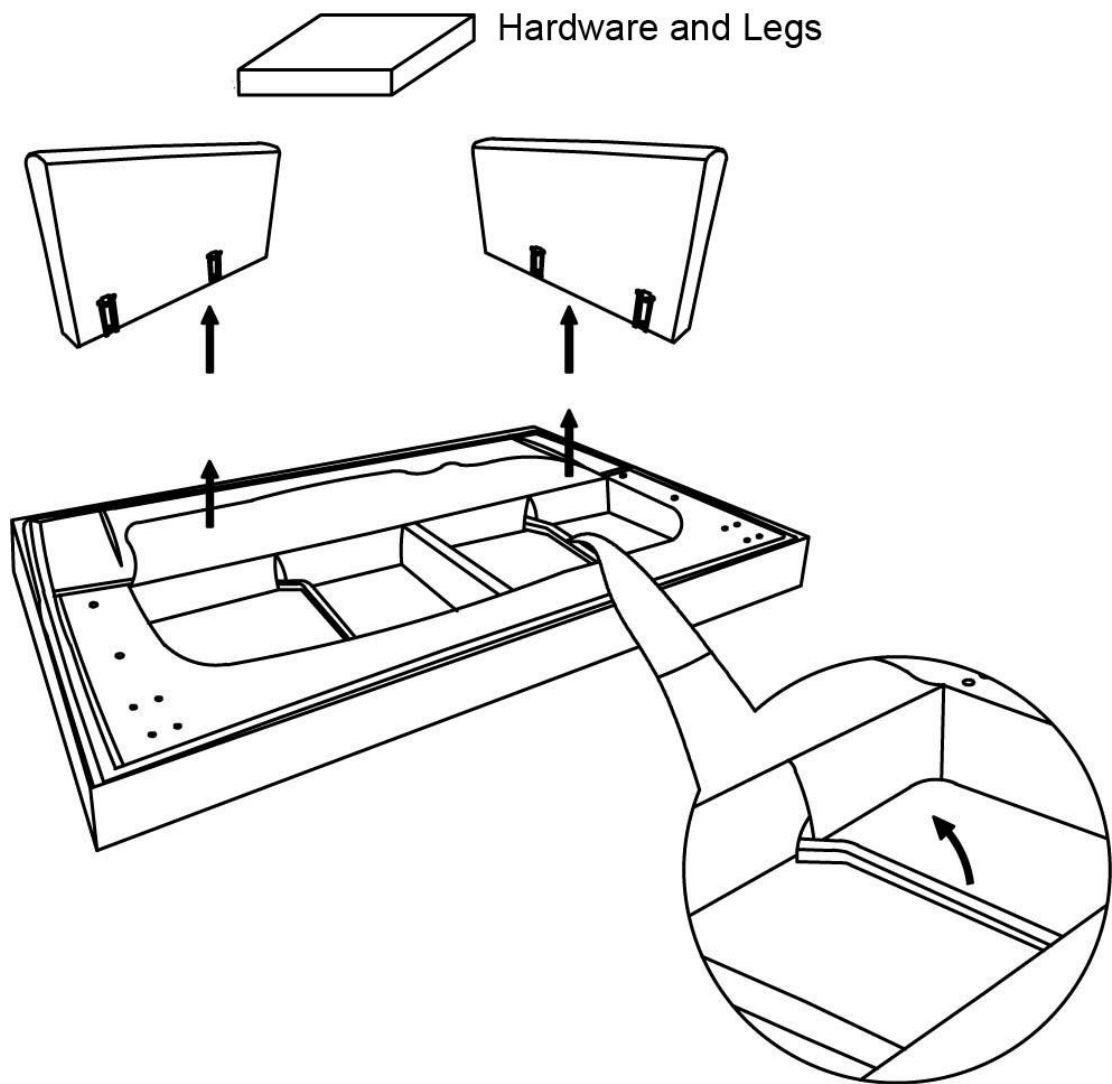


ALLEN KEY
QTY 1

NEED HELP? For help with assembly or if you are missing a part, Please call customer service

ASSEMBLY

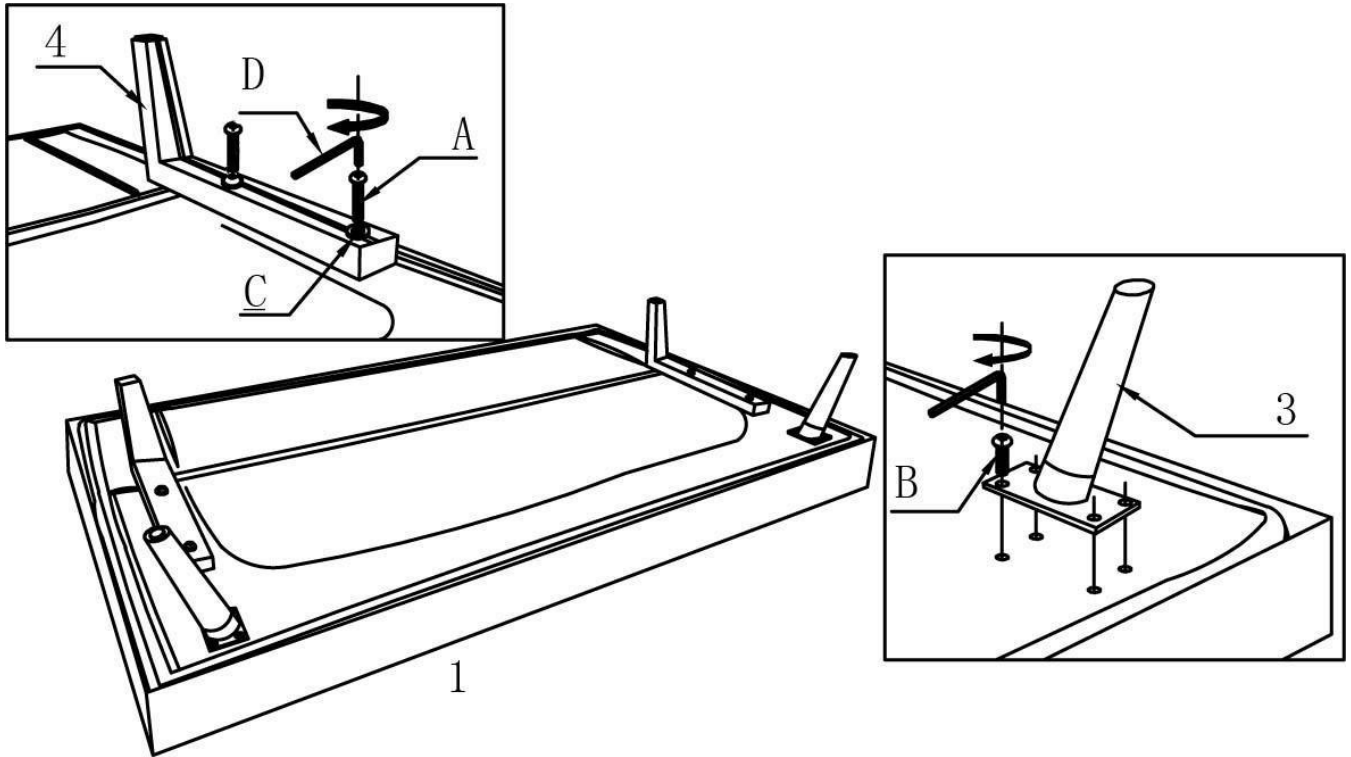
STEP 1



- Remove the hardware package and legs from the bottom of Sofa Bed.
- Pull up the support brace.

ASSEMBLY

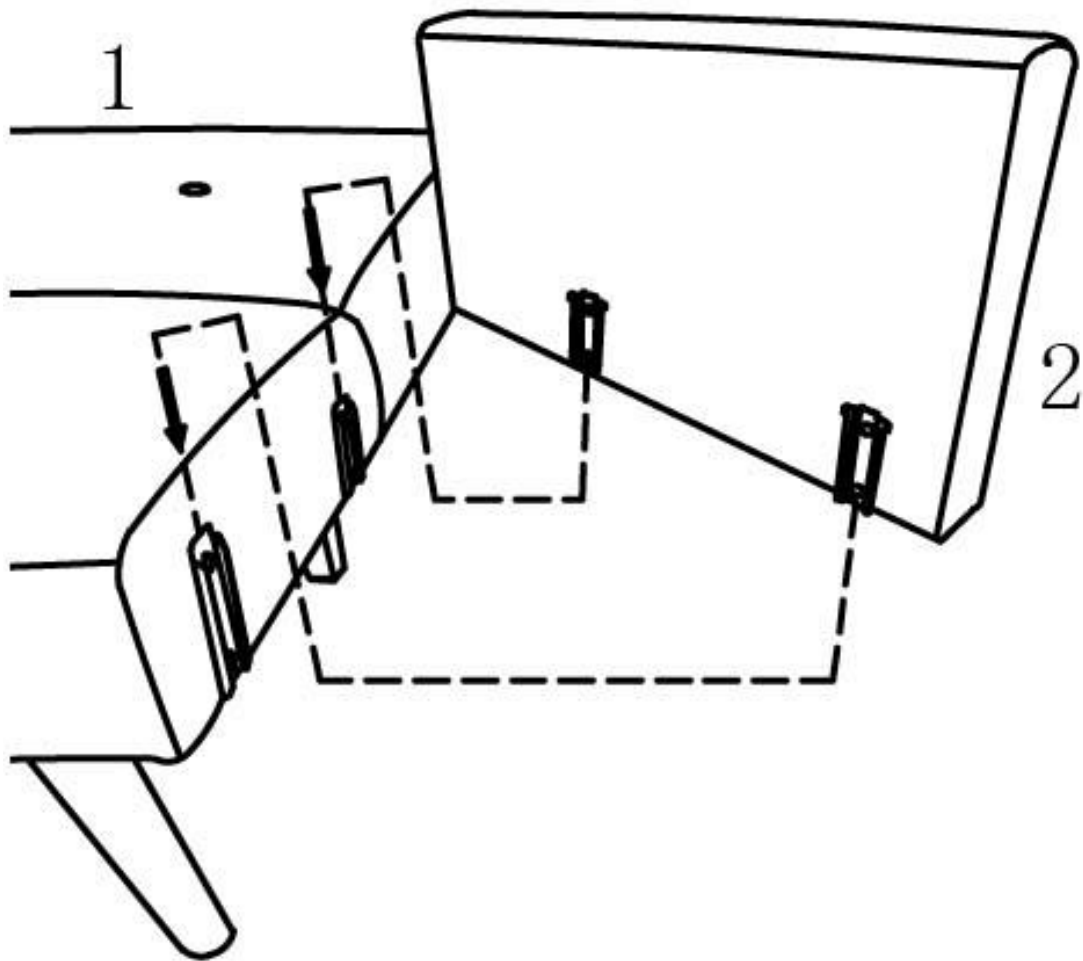
STEP 2



- Attach Front Legs (3) to Sofa Bed (1) using Allen Key Screws (B).
- Attach Back Legs (4) to Sofa Bed (1) using Allen Key Screws (A) and Washers (C).
- Use Allen Key (D) to tighten.

ASSEMBLY

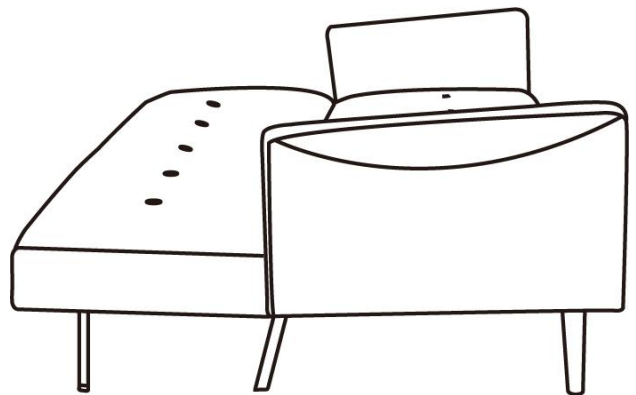


STEP 3



- Slide the Arms (2) into the slots on the side of the Sofa Bed (1).

ASSEMBLY

STEP 4




To Change from Sofa to Bed:

- Unfold the support legs from the zipped compartment located on the underside of the sofa bed.
- Pull the Sofa Back a little forward to unlock it.
- Place the Sofa Back in a flat position to use as a bed.

ASSEMBLY

STEP 5



To Change from Bed to Sofa

- Lift the Back forward until you hear a click and release back into the Sofa Position.
- Ensure Sofa Back is locked in place.

WARRANTY

Thank you for purchasing our product. These products have been made to demanding, high-quality standards and are guaranteed for domestic use against manufacturing faults for a period of 12 months from the date of purchase. This warranty does not affect your statutory rights.

In case of any malfunction of your product (failure, missing parts, etc.) please contact us at our toll free service line or by email us.

We reserve the right to repair or replace the defective product, at its discretion.

This product is guaranteed for 12 months if used for normal purposes. Any warranty is invalid if the product has been overloaded or subject to neglect, improper use or an attempted repair by other than an authorized agent. Heavy-duty or daily professional/commercial usage are not guaranteed.

Due to continuous product improvement, we reserve the right to change the product specifications without prior notice.