

IN-WALL SHOWER VOLUME CONTROL

SKU: 948777



FEATURES

- Handle Type: Lever
- Features: Thermostatic
- Assembly Required: No
- Installation Type: Wall Mount
- Mounting Hardware Included: Yes
- For Proper Installation, Requires Use of a Thermostatic Valve and Trim
- Optional Rough-In Valve

SIGNATURE HARDWARE Lifetime Warranty

See website for detailed warranty information.

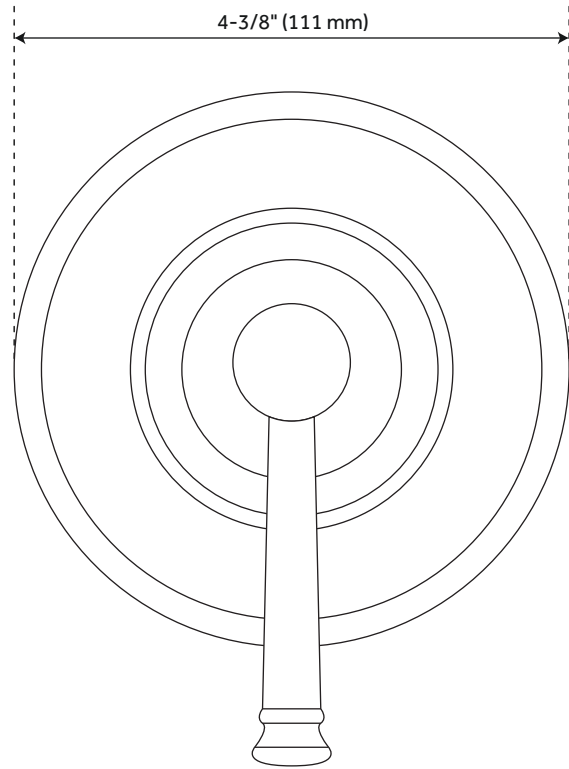
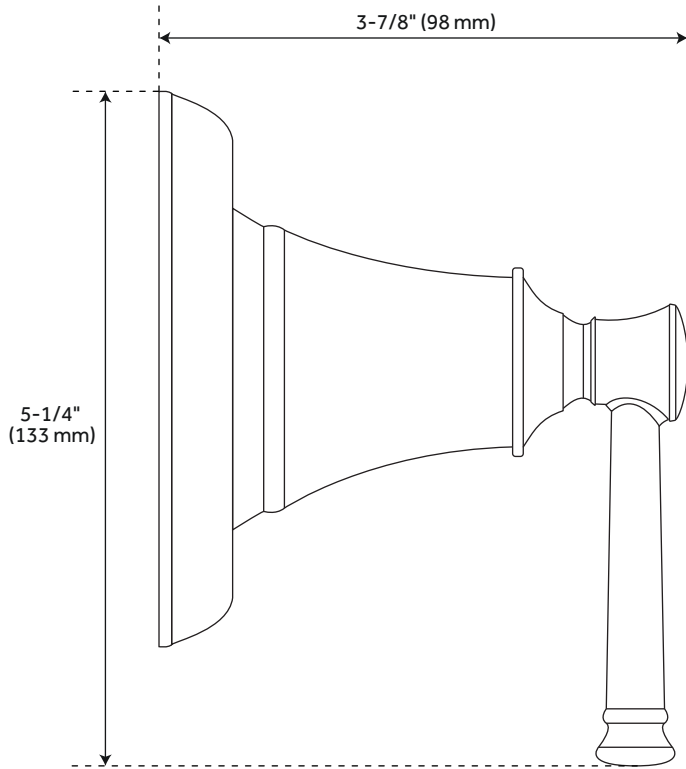
CONTENTS

VOLUME CONTROL TRIM	PAGE 2
THERMOSTATIC TRIM	PAGE 3
VOLUME CONTROL VALVE	PAGE 4
THERMOSTATIC VALVE	PAGE 5

BEASLEY

IN-WALL SHOWER VOLUME CONTROL

SKU: 948777



FEATURES

Material Brass
Width: 4-3/8"
Height: 5-1/4"
Depth: 3-7/8"
Valve Trim Diameter: 4-3/8"
Wall Thickness Range: 1" to 1-3/4"

CODES/STANDARDS

cUPC
ASME A112.18.1/CSA B125.1
ICC/ANSI A117.1 (when installed according
to ADA standards)
Massachusetts Accepted

SIGNATURE HARDWARE LIFETIME WARRANTY

See website for warranty information

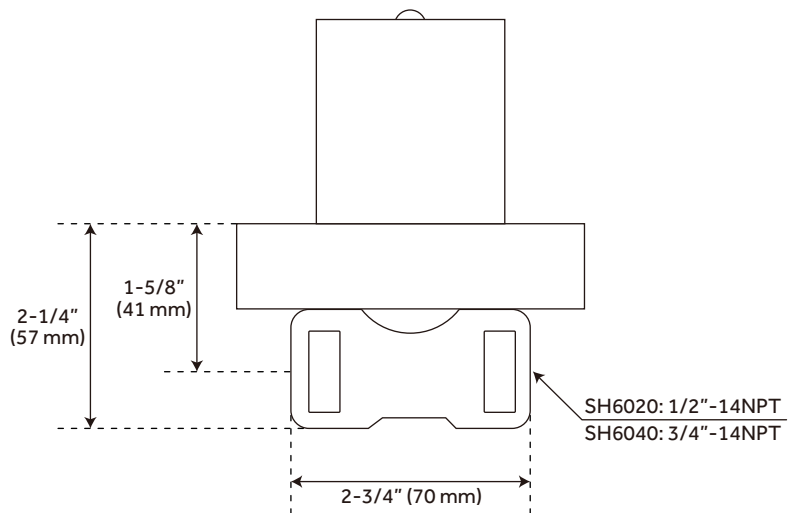
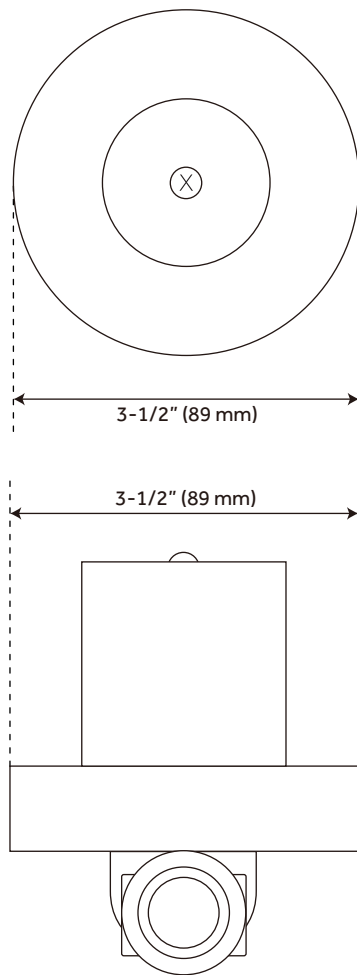


All dimensions and specifications are nominal and may vary. Use actual products for accuracy in critical situations.

PAGE 2
Code: SHBE9007BN/SHBE9007CP/SHBE9007PN

OPTIONAL VOLUME CONTROL VALVE WITH 1/2" -OR- 3/4" CONNECTION

SKU: 948777



FEATURES

- Brass Valve Body
- Ceramic Cartridge
- Recommended Valve Installation
Depth 1-5/8" to 2-3/8"

CODES/STANDARDS

- cUPC
- ASME A112.18.1/CSA B125.1

SIGNATURE HARDWARE LIFETIME WARRANTY

See website for warranty information



All dimensions and specifications are nominal and may vary. Use actual products for accuracy in critical situations.

PAGE 3
Code: SH6020/SH6040