


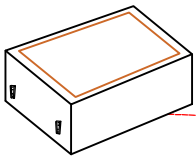
INSTRUCTION



SOFA

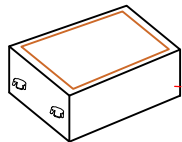


PARTS LIST



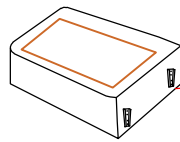
A X 1pc

Left cushion



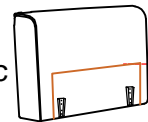
B X 1pc

middle cushion



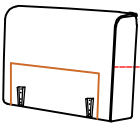
C X 1pc

Right cushion



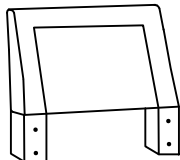
D X 1pc

Left arm




E X 1pc

Right arm



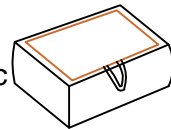
F X 3pc

Backrest



G X 3pc

Seat cushions



H X 1pc

storage Ottoman for M



I X 3pc

Pillows



J X 20pc

Legs



K X 1pc

Left Armrest Bag



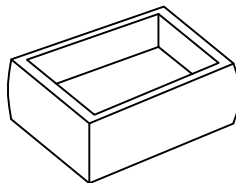
L X 1pc

Right Armrest bag



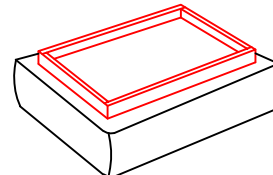
M X 1pc

Seat cushion



N X 1pc

storage Ottoman for O



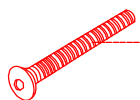
O X 1pc

Seat cushion with tea table



P X 12pc

Washers



Q X 12pc
(M6*40mm)

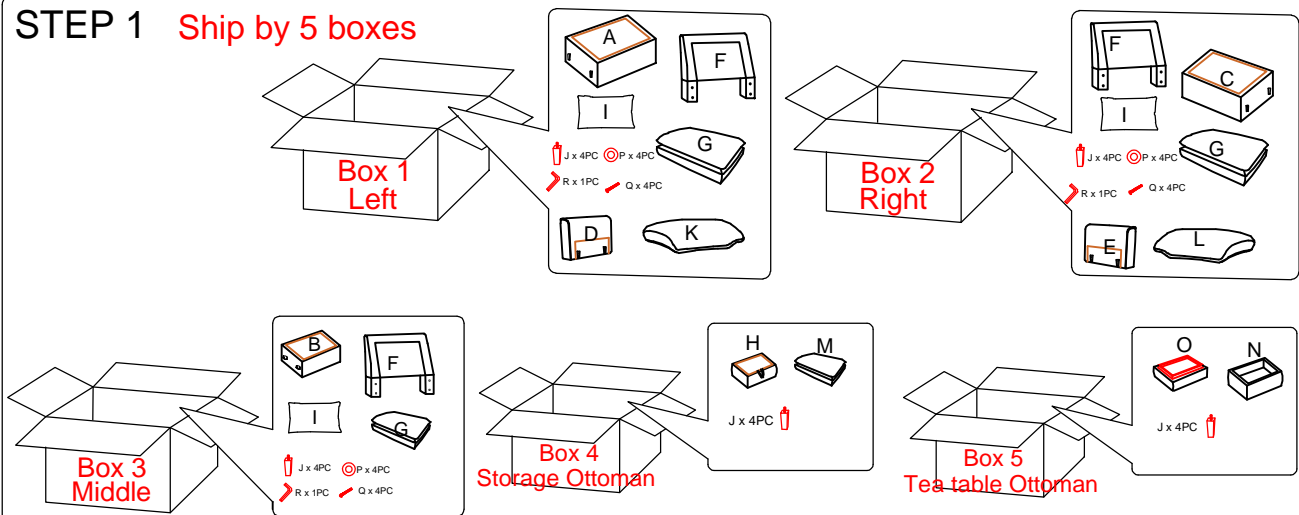
Screws



R X 3pc

L-Shaped Wrench

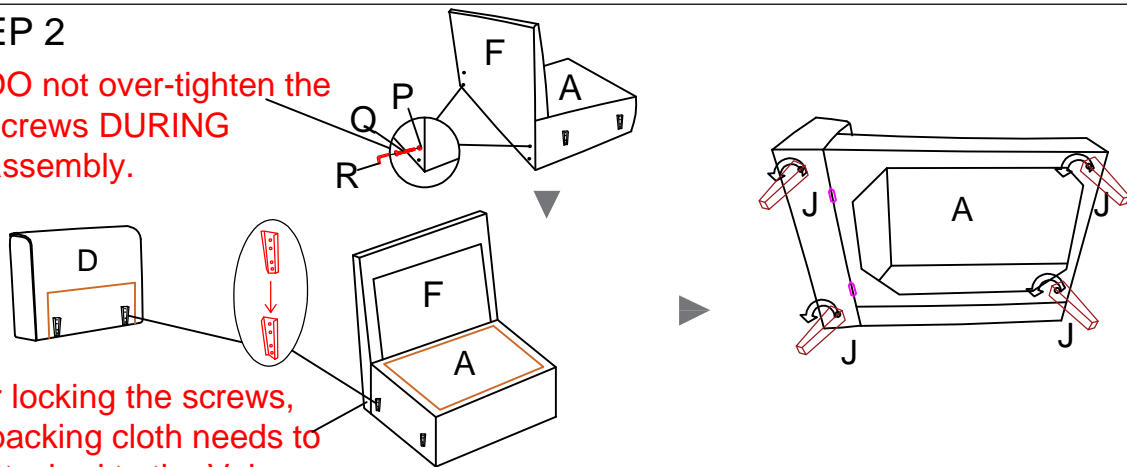
STEP 1 Ship by 5 boxes



Unzip the seat, legs can be found inside bottom frame.

STEP 2

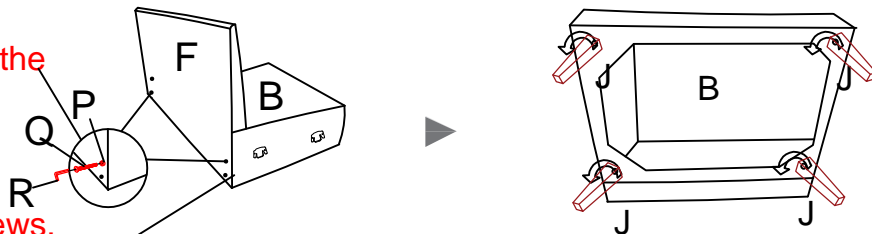
DO not over-tighten the screws DURING assembly.



After locking the screws, the backing cloth needs to be attached to the Velcro.

STEP 3

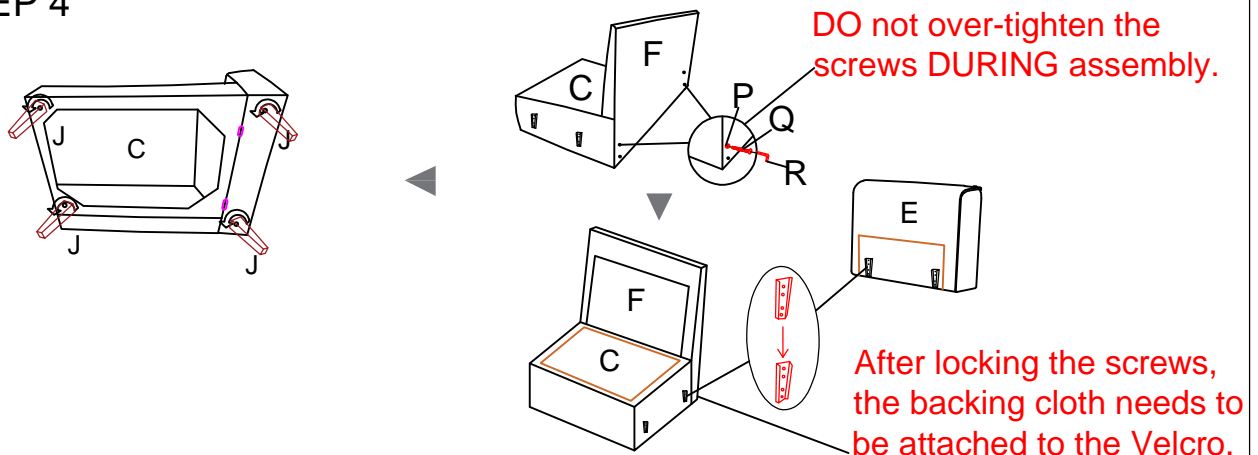
DO not over-tighten the screws DURING assembly.



After locking the screws, the backing cloth needs to be attached to the Velcro.

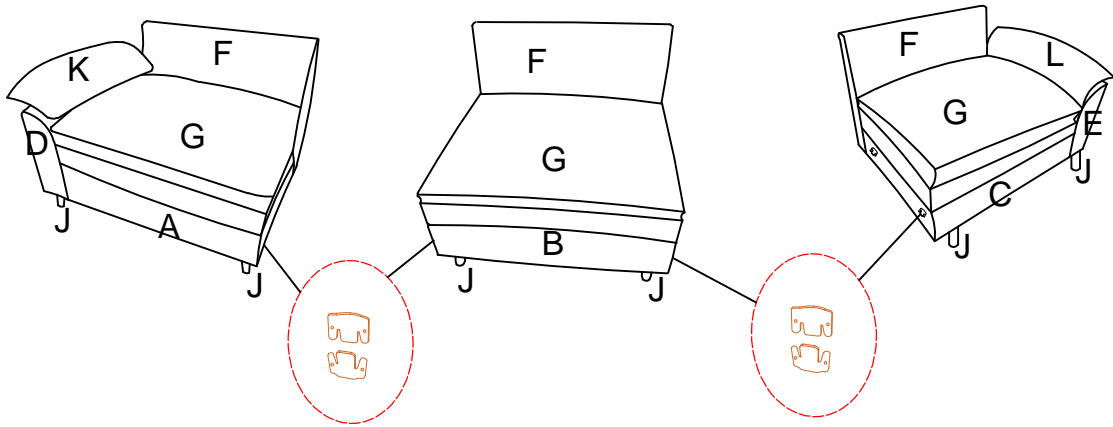
STEP 4

DO not over-tighten the screws DURING assembly.



After locking the screws, the backing cloth needs to be attached to the Velcro.

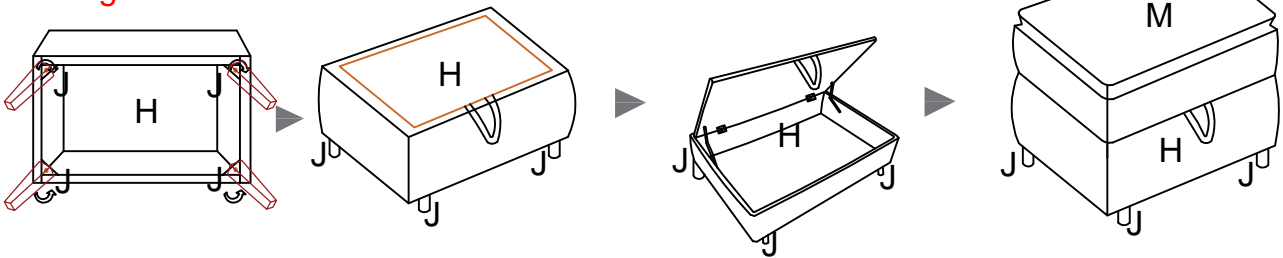
STEP 5



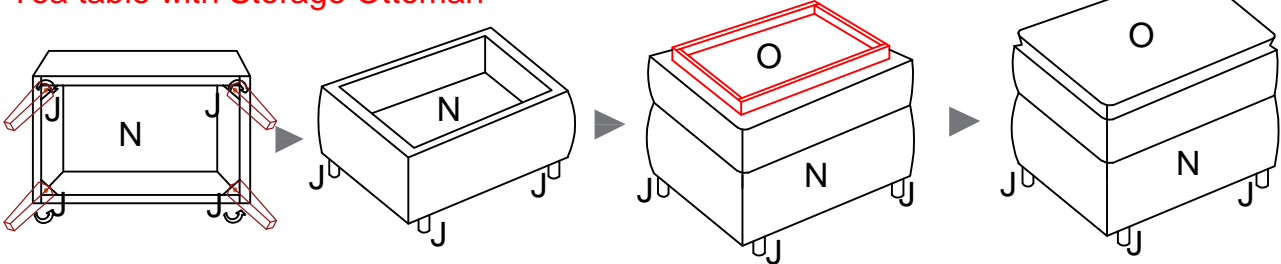
STEP 6

Choose the installation method based on the ottoman you purchased.

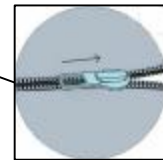
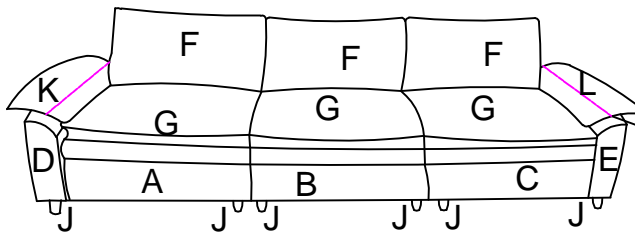
Storage Ottoman



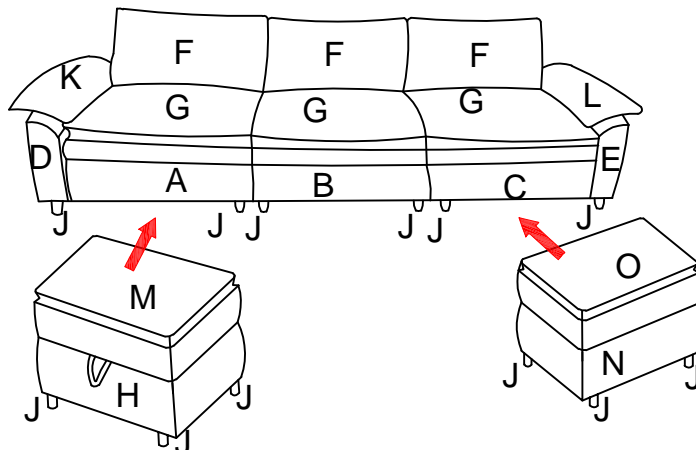
Tea table with Storage Ottoman



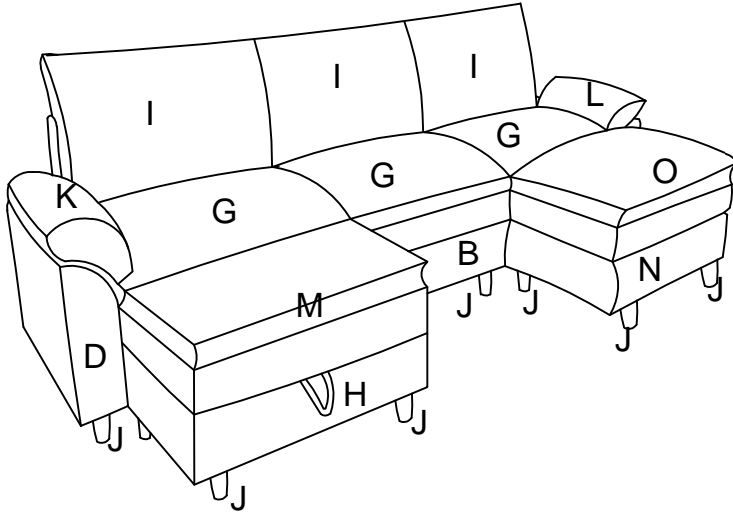
STEP 7



Zip up the zipper



STEP 8



**J: 2P+Two Ottoman 16PCS
2P+One Ottoman 12PCS
2P+No Ottoman 8PCS
3P+Two Ottoman 20PCS
3P+One Ottoman 16PCS
3P+No Ottoman 12PCS
and so on(It depends on how
many middle position or foot
position you buy).**

Notice:

Thank you for purchasing this quality product. Be sure to check all the packing material carefully for small parts, which may have come loose inside the carton during shipment. Identify and count all parts and compare with Part List on Page 1. This sofa is covered by 1-year Limited Warranty for Manufacturing Defects. Please read this Warranty Information carefully for your benefit. This warranty is for manufacturing defects.

Warranty Information

This warranty is for manufacturing defects only and does NOT cover normal wear & tear or damages resulting from misuse.

Warranty Details.

1. Your sofa's 1-year Limited Warranty for Manufacturing Defects starts on the date of purchase. No warranty will be honored without an original sales receipt. The warranty and financial responsibility of the manufacturer applies only to the products themselves.
2. Manufacturing defects may include circumstances where the product is broken under normal use and hence cannot provide proper support. In the event of a manufacturing defect found in your sofa, please stop using it immediately and contact the authorized seller.
3. This warranty applies only if the product has been used properly by consumers who purchase it from authorized sellers as a new product. Proper use is defined by but not limited to level surface where all legs touch the floor with an equal distribution of weight and no out-of-the-ordinary abuse by the consumer. This warranty does not constitute agreement to replace other parts.
4. If this sofa fails to perform as advertised due to manufacturing defects, the manufacturer will repair or replace at its discretion reserves the right to substitute comparable materials or models and does not guarantee that the replacement part will match existing pieces.
5. In the event the product needs to be inspected by the manufacturer to determine a warranty claim, transportation and removal cost will be borne by the consumer.