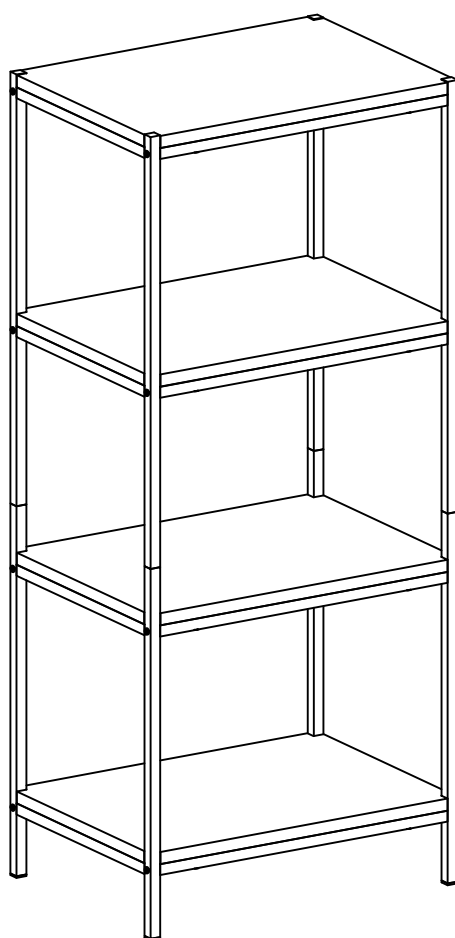


ASSEMBLY INSTRUCTIONS

STORAGE



Date of mfg. _____

Table of Contents

Part Identification	2
Hardware Identification	3
Assembly Steps	4-9
Safety	10-12
Warranty	13

Assembly Tools Required



No. 2 Phillips Screwdriver
Tip Shown Actual Size

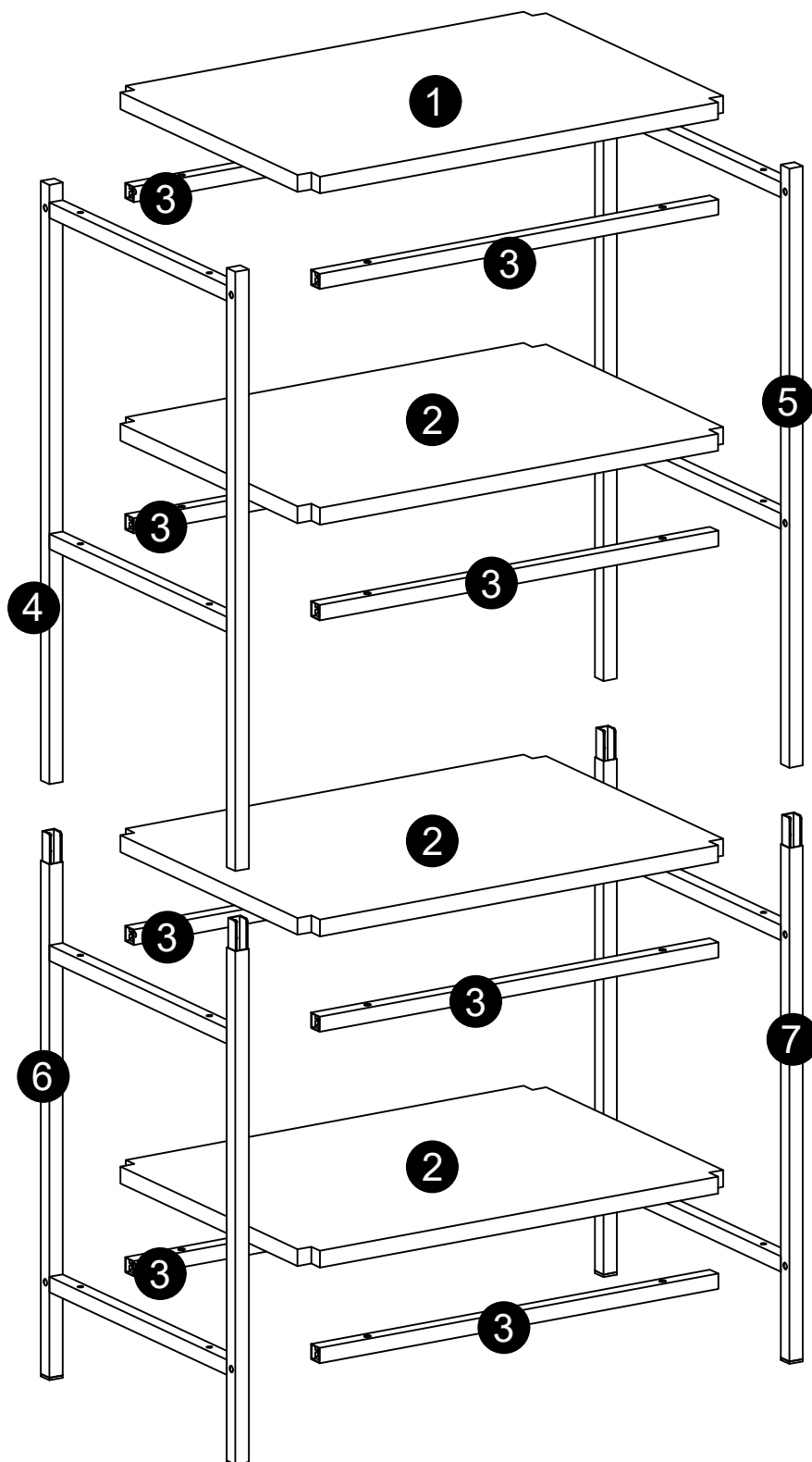


DO NOT USE


Skip the power trip.
This time.

Part Identification

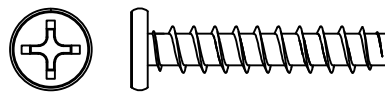
- | | |
|---------------------------------|-------------------------|
| 1. TOP(1) | 6. LEFT BOTTOM END (1) |
| 2. SHELF/BOTTOM (3) | 7. RIGHT BOTTOM END (1) |
| 3. TOP/SHELF/BOTTOM MOLDING (8) | |
| 4. LEFT UPPER END (1) | |
| 5. RIGHT UPPER END (1) | |



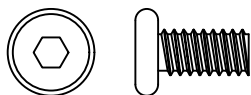
Hardware Identification



A. 1-9/16" MACHINE SCREW - 16+1



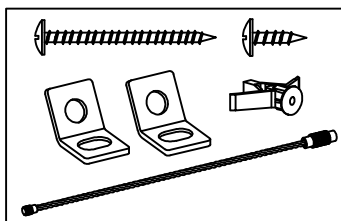
B. 1-1/4" LARGE HEAD SCREW - 32+1



C. 1/2" MACHINE SCREW - 8+1



D. WRENCH - 1

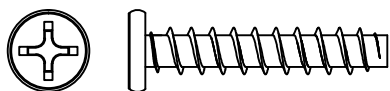


E. TIPPING RESTRAINT HARDWARE KIT- 1

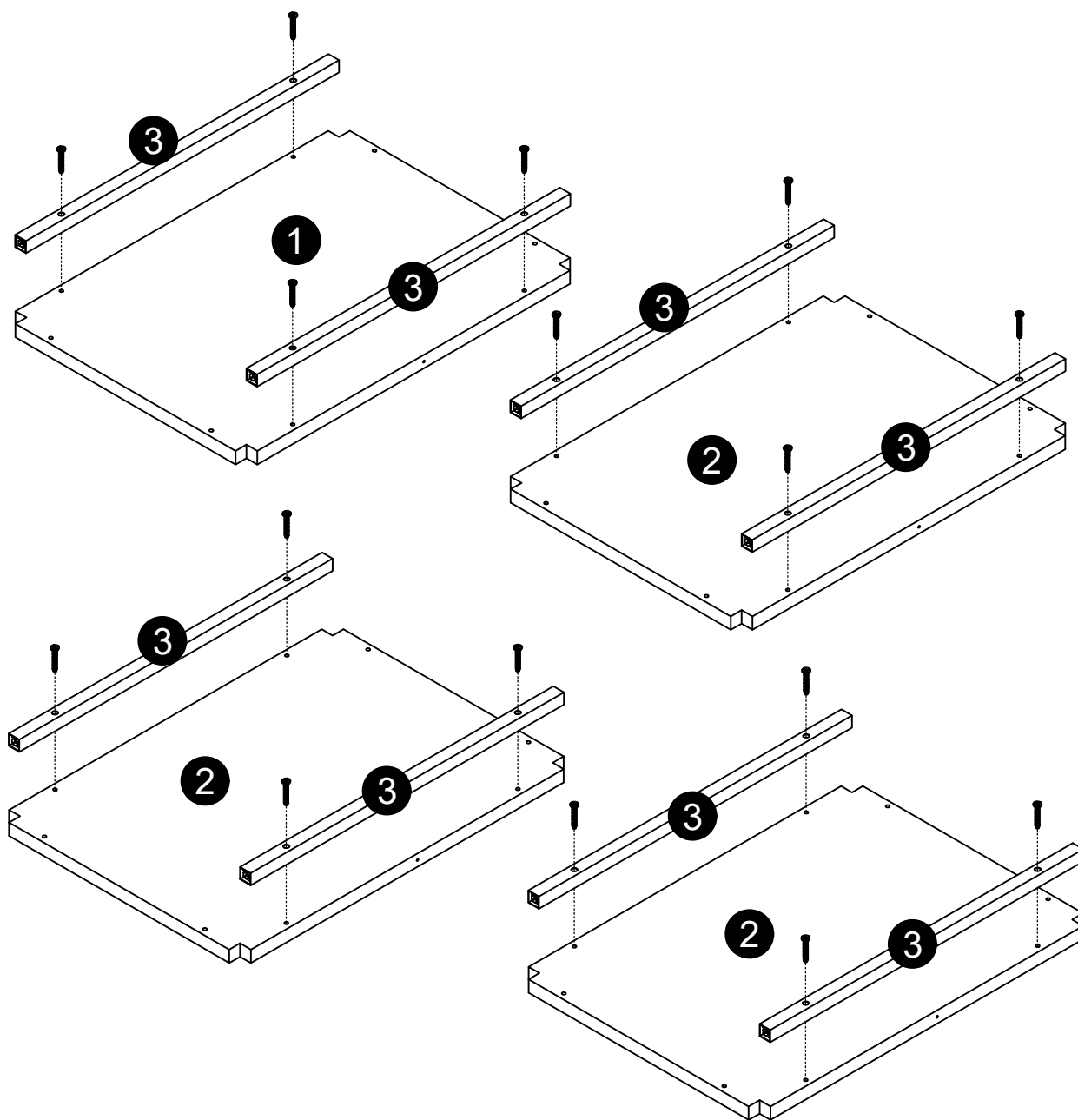


F. WRENCH - 1

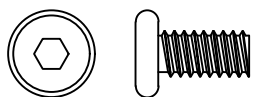
STEP 1



B.1-1/4" LARGE HEAD SCREW - 16



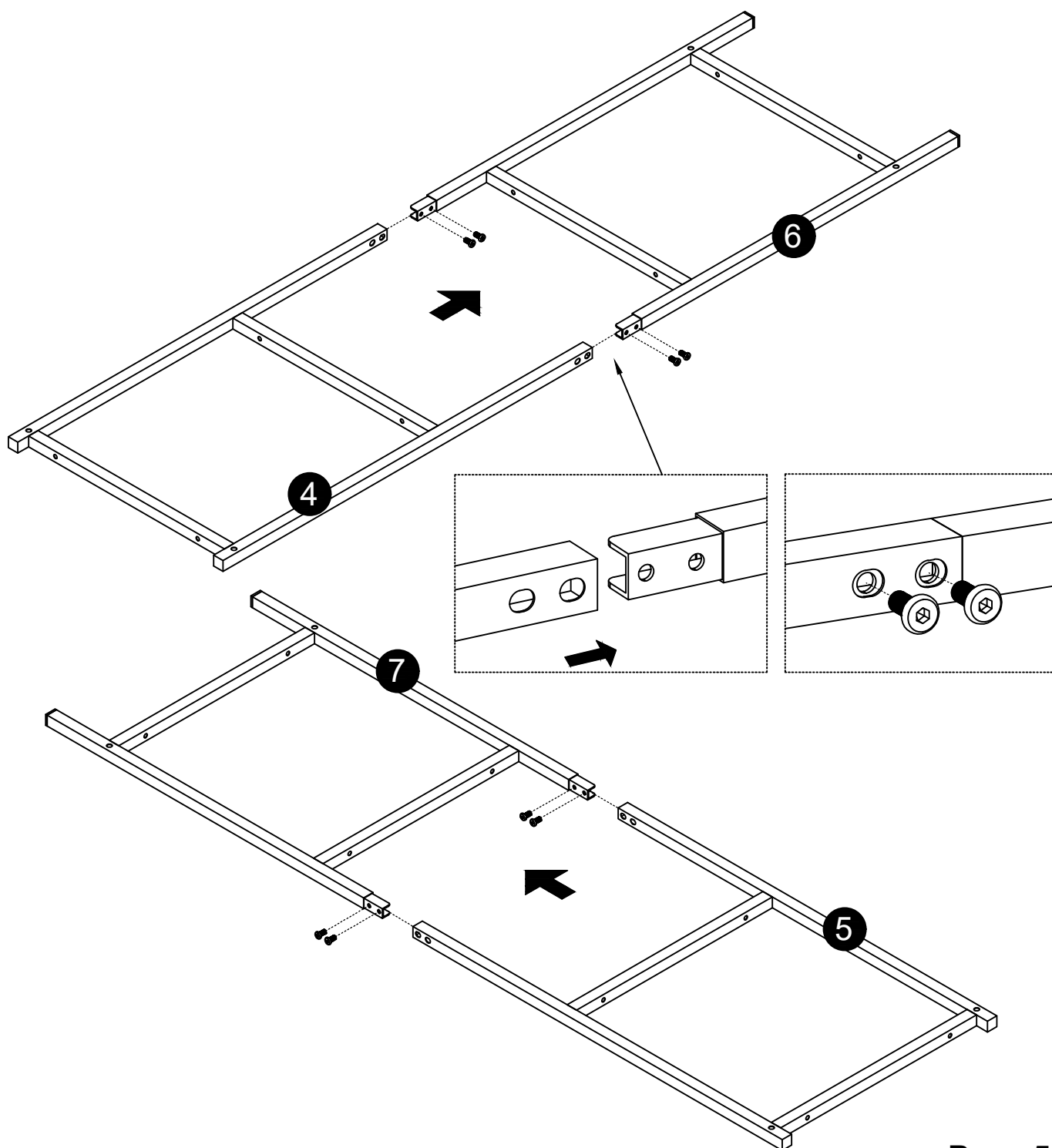
STEP 2



C. 1/2" MACHINE SCREW - 8

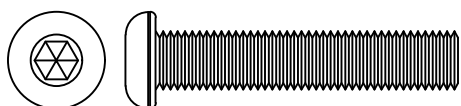


D. WRENCH - 1



STEP 3

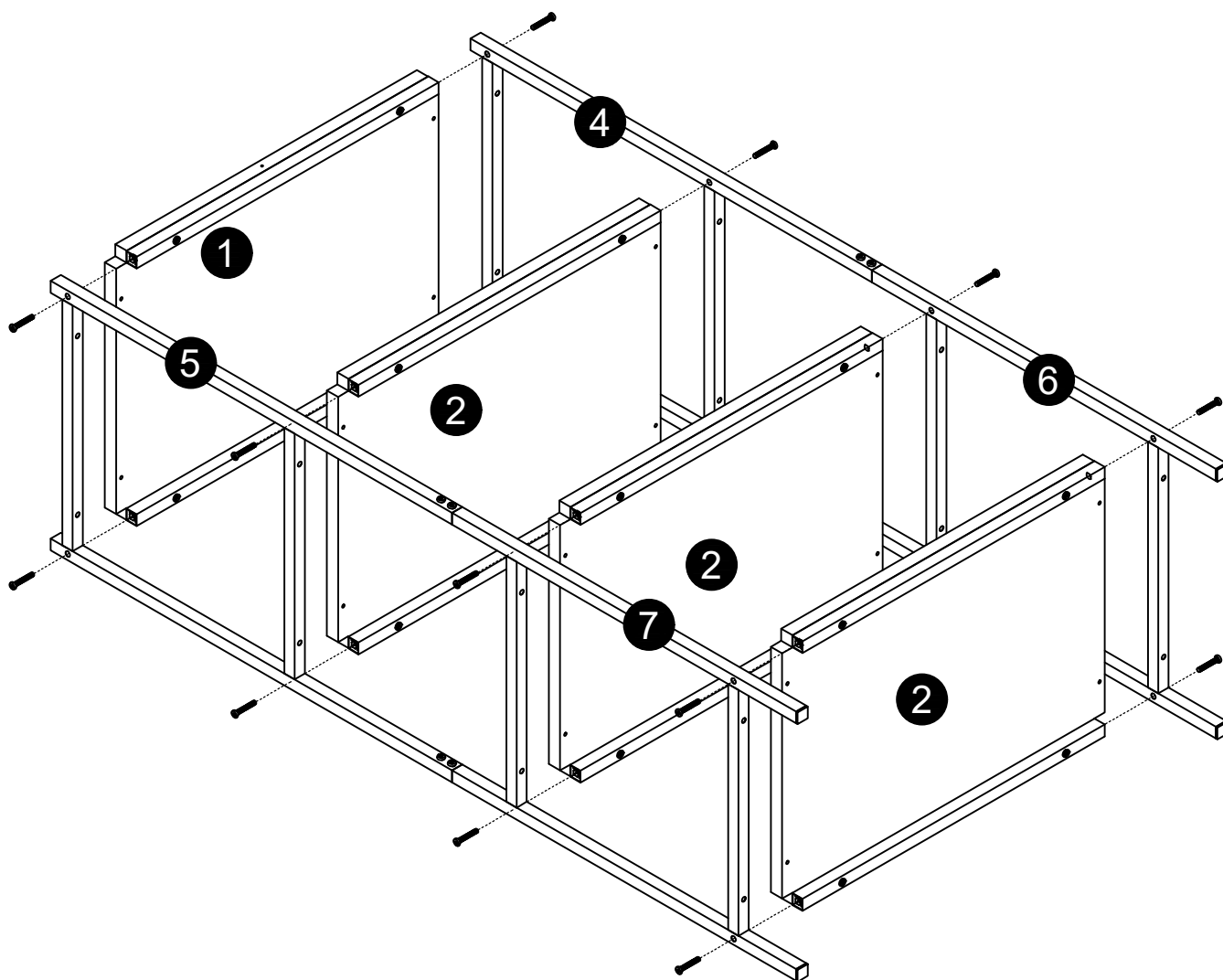
Before tighten all the screws , be sure check whether the hole is consistent with the correspondng position on the manual.



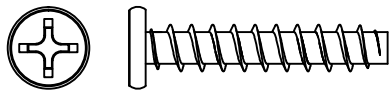
A.1-9/16" MACHINE SCREW - 16



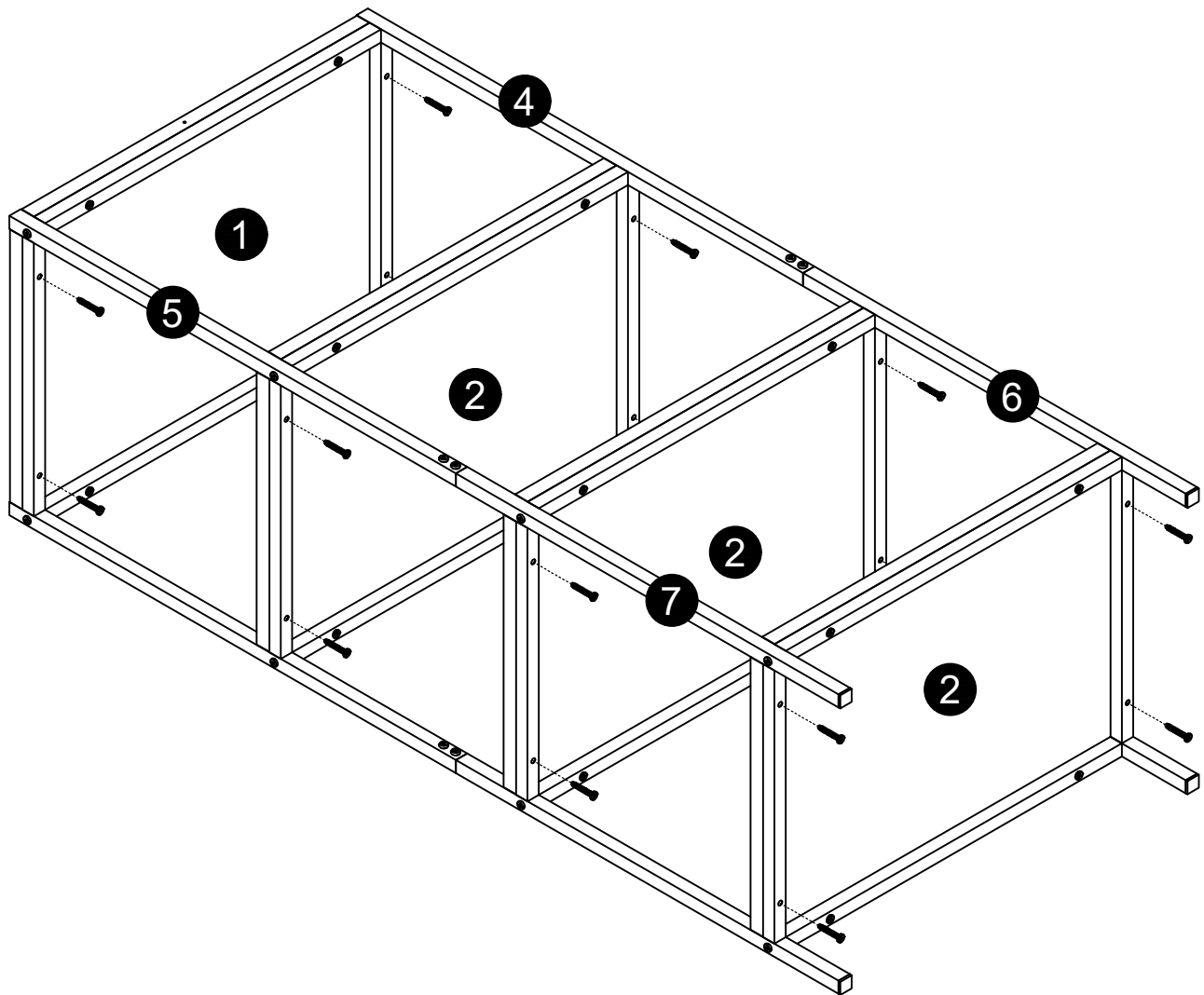
F.WRENCH - 1



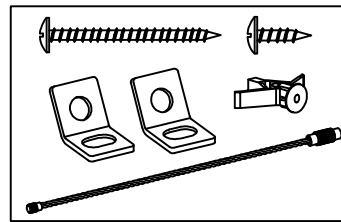
STEP 4



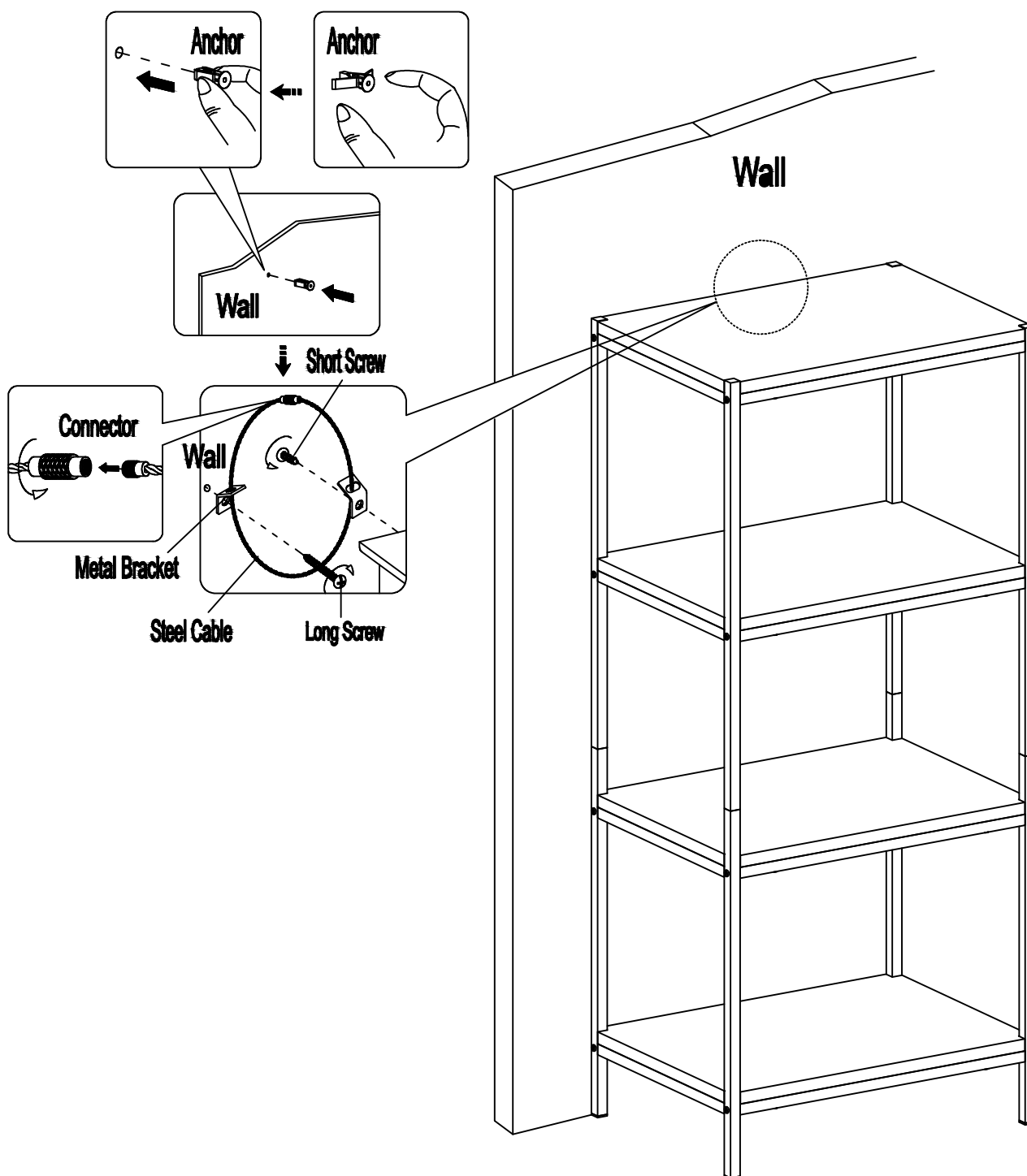
B.1-1/4" LARGE HEAD SCREW - 16



STEP 5



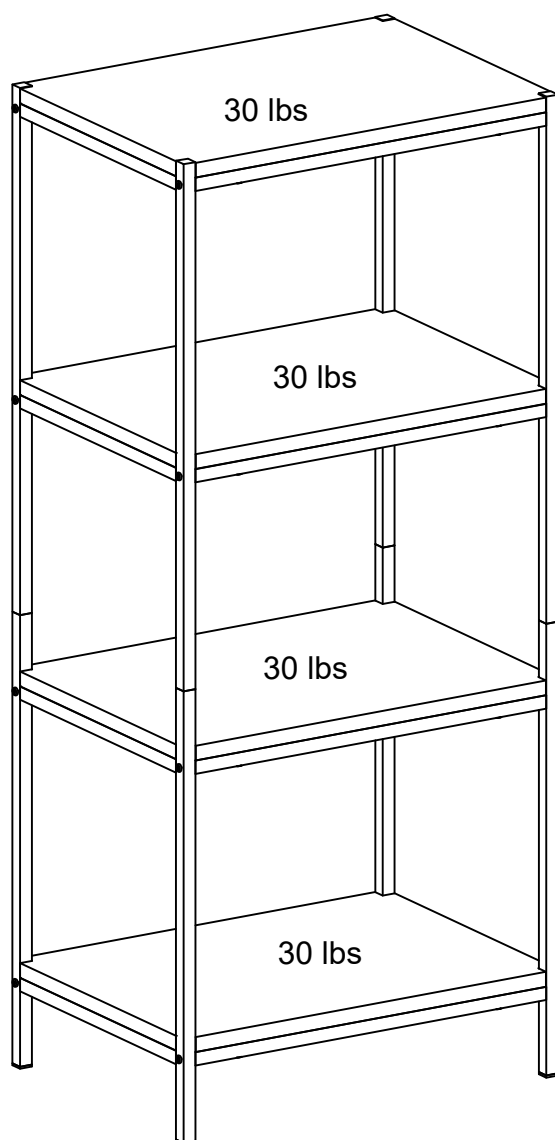
E. TIPPING RESTRAINT HARDWARE KIT- 1



STEP 6

NOTE: Please read the back pages of the instruction booklet for important safety information.

This completes assembly. Clean with your favorite furniture polish or a damp cloth. Wipe dry.





Warning

Please use your furniture correctly and safely. Improper use can cause safety hazards, or damage to your furniture or household items. Carefully read the following chart.

Look out for:	What can happen:	How to avoid the problem:
<ul style="list-style-type: none">• Overloaded shelves .• Improperly loading can cause the product to be top-heavy.	<ul style="list-style-type: none">• Risk of injury.• Top-heavy furniture can tip over.• Overloaded shelves can break.	<ul style="list-style-type: none">• Never exceed the weight limits shown in the instructions.• Work from bottom to top when loading shelves. Place the heavier items on the lower shelves.
<ul style="list-style-type: none">• Improperly moving furniture that is not designed and equipped with casters.	<ul style="list-style-type: none">• Furniture can tip over or break if improperly moved.• Physical injury. Furniture can be very heavy.	<ul style="list-style-type: none">• Unload shelves and drawers from top to bottom before moving the unit.• Do not push furniture, especially on a carpeted floor. Have a friend help you lift the item and set it in place.• This unit must be positioned against a wall.
<ul style="list-style-type: none">• Children climbing on the shelves can cause the product to tip.	<ul style="list-style-type: none">• Risk of injury or death. TVs can be very heavy. Plus the weight and location of the picture tube	<ul style="list-style-type: none">• Do not allow children to climb on the shelves. Avoid placing items like toys or candy on upper shelves.• Use the supplied tipping restraint kit for added stability.
<ul style="list-style-type: none">• Placing TVs on furniture items that are not designed to support a television is hazardous.	<ul style="list-style-type: none">• tends to make TVs unbalanced and prone to tipping forward.	<ul style="list-style-type: none">• This product is not designed to support a television.



Attenzione

Si prega di utilizzare il vostro arredamento in modo corretto e sicuro. L'uso improprio può causare rischi per la sicurezza o danni ai mobili o articoli per la casa. Leggere attentamente la seguente tabella.

Prestate attenzione a:	Cosa potrebbe succedere:	Come evitare il problema:
<ul style="list-style-type: none">• Scaffali sovraccaricati.• Il carico improprio può causare un pesante sovraccarico del prodotto.	<ul style="list-style-type: none">• Rischio di infortunio.• I mobili pesanti possono rovesciarsi.• Gli scaffali sovraccarichi possono rompersi.	<ul style="list-style-type: none">• Non superare mai i limiti di peso indicati nelle istruzioni.• Lavora dal basso verso l'alto quando carichi gli scaffali. Posizionare gli oggetti più pesanti sui ripiani inferiori.
<ul style="list-style-type: none">• Mobili in movimento scorretto che non sono progettati e dotati di ruote.• I bambini che si arrampicano sugli scaffali possono causare il ribaltamento del prodotto.	<ul style="list-style-type: none">• I mobili possono ribaltarsi o rompersi se spostati in modo errato.• Ferita fisica. I mobili possono essere molto pesanti.	<ul style="list-style-type: none">• Scaricare scaffali e cassetti dall'alto verso il basso prima di spostare l'unità.• Non spingere i mobili, specialmente su un pavimento in moquette. Chiedi a un amico di aiutarti a sollevare l'oggetto e metterlo in posizione.• Questa unità deve essere posizionata contro un muro.
<ul style="list-style-type: none">• Posizionare i televisori su mobili non progettati per supportare un televisore è pericoloso.	<ul style="list-style-type: none">• Rischio di lesioni o morte. I televisori possono essere molto pesanti. Più il peso e la posizione del tubo dell'immagine tendono a rendere i TV sbilanciati e inclini a inclinarsi in avanti.	<ul style="list-style-type: none">• Non permettere ai bambini di salire sugli scaffali. Evitare di posizionare oggetti come giocattoli o caramelle sugli scaffali superiori.• Utilizzare il kit di ritenuta di inclinazione in dotazione per una maggiore stabilità.• Questo prodotto non è progettato per supportare un televisore.



Aviso

Por favor, use sus muebles correctamente y con seguridad. El uso incorrecto puede causar riesgos de seguridad o daños a sus muebles o artículos del hogar. Lea atentamente la siguiente tabla.

Tener cuidado de:	Que puede pasar:	Cómo evitar el problema:
<ul style="list-style-type: none">• Estantes sobrecargados• La carga incorrecta puede hacer que el producto sea muy pesado.	<ul style="list-style-type: none">• Riesgo de lesiones.• Los muebles pesados pueden volcarse.• Los estantes sobrecargados pueden romperse.	<ul style="list-style-type: none">• Nunca exceda los límites de peso que se muestran en las instrucciones.• Coloque de abajo hacia arriba al cargar los estantes.• Coloque los artículos más pesados en los estantes inferiores.
<ul style="list-style-type: none">• Mover incorrectamente los muebles que no están diseñados y equipados con ruedas.• Los niños que se suban a los estantes pueden hacer que el producto vuelque.	<ul style="list-style-type: none">• Los muebles pueden volcarse o romperse si se mueven incorrectamente.• Lesiones físicas. Los muebles pueden ser muy pesados.	<ul style="list-style-type: none">• Descargue los estantes y los cajones de arriba a abajo antes de mover el producto.• No empuje los muebles, especialmente sobre suelo alfombrado. Pídale a un amigo que lo ayude a levantar el producto y colocarlo en su lugar.• Este producto debe colocarse contra una pared.
<ul style="list-style-type: none">• Colocar televisores en muebles que no están diseñados para soportar un televisor es peligroso.	<ul style="list-style-type: none">• Riesgo de lesiones o muerte. Los televisores pueden ser muy pesados. Además, el peso y la ubicación del tubo de imagen tienden a hacer que los televisores no estén equilibrados y sean propensos a inclinarse hacia adelante.	<ul style="list-style-type: none">• No permita que los niños se suban a los estantes. Evite colocar artículos como juguetes o dulces en los estantes superiores.• Utilice el kit de restricción de inclinación suministrado para mayor estabilidad.• Este producto no está diseñado para soportar una televisión.

1-YEAR LIMITED WARRANTY

1. Provides limited warranty coverage to the original purchaser of this product for a period of one year from the date of purchase against defects in materials or workmanship of components.

As used in this Warranty, "defect" means imperfections in components which substantially impair the utility of the product. This Warranty gives you specific legal rights, and you may also have other rights which vary from state to state.

2. There is no warranty coverage for defects or conditions that result from the **failure** to follow product assembly instructions, information or warnings, misuse **OR** abuse, intentional damage, fire, flood, alteration or modification of the product, or use of the product in a manner inconsistent with its intended use, nor any condition resulting from incorrect or inadequate maintenance, cleaning, or care. There is also no warranty coverage for rented products or any products purchased "used" or "as is", at a distress or going-out-of-business sale, or from a liquidator.

3. As the exclusive remedy under this Warranty, we (at our sole option) will repair or replace any defective furniture component. We may require independent confirmation of the claimed defect and proof of purchase. Replacement parts will be warranted for only the remaining period of the original Warranty. **SHALL HAVE NO LIABILITY for ANY INCIDENTAL OR CONSEQUENTIAL DAMAGES OF ANY KIND** and all such damages are **EXCLUDED FROM THIS WARRANTY**, such as loss of use, disassembly, transportation, labor or damage to property on or near the product. Some states do not allow the exclusion or limitation of incidental or consequential damages, so the above limitation or exclusion may not apply to you.

4. This Warranty applies only to warranted defects that first arise and are reported to within the warranty coverage period. The Warranty cannot be transferred to subsequent owners or users of the product, and it shall be immediately void in the event the product is resold, transferred, leased or rented to any third party or person other than the original purchaser.

5. THERE ARE NO OTHER WARRANTIES APPLICABLE TO THIS PRODUCT. Under the laws of certain states, there may be no implied warranties from and all implied warranties, **INCLUDING ANY IMPLIED WARRANTY OF MERCHANTABILITY OR FITNESS FOR A PARTICULAR PURPOSE** are disclaimed where allowed by law. **TO THE EXTENT ANY IMPLIED WARRANTIES ARE APPLICABLE, ANY IMPLIED WARRANTIES, INCLUDING ANY IMPLIED WARRANTY OF MERCHANTABILITY OR FITNESS FOR A PARTICULAR PURPOSE, ARE LIMITED IN DURATION TO THE DURATION OF THIS EXPRESS WARRANTY** or the minimum period allowed by law, whichever is shorter. Some states do not allow limitations on how long an implied Warranty lasts, so the above limitation may not apply to you.