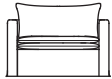


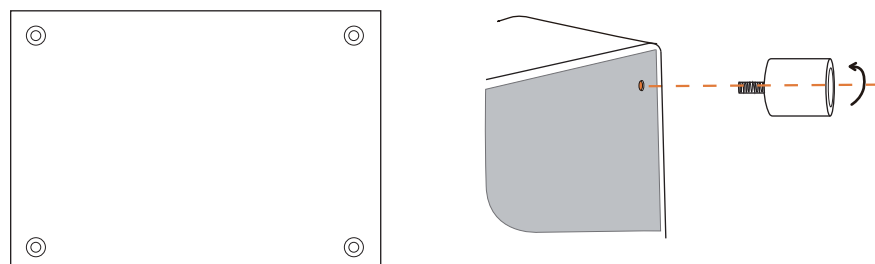


ASSEMBLY INSTRUCTIONS


PARTS			
NO.	DES.		QTY
A	Sofa		1
B	Pillow		1
Hardware			
NO.	DES.		QTY
C	Wood Leg		4

CAUTION: PLEASE READ ALL INSTRUCTIONS BEFORE STARTING THE ASSEMBLY OF THIS PRODUCT. THESE PIECES ARE HEAVY. IN ORDER TO PREVENT PERSONAL INJURY AND ENSURE THAT THIS PRODUCT IS NOT DAMAGED DURING THE ASSEMBLY PROCESS, IT IS STRONGLY RECOMMENDED THAT YOU ENLIST THE ASSISTANCE OF ONE OR MORE PEOPLE. IN CASE OF EXCESS STAIN, WIPE THE BOTTOM OF THE UNIT BEFORE PLACING ON ANY SURFACE

1. Take the sofa legs out of the accessory box.
(Please check the legs QTY as above)



2. Assemble the wood legs, make sure to turn them tightly.



3. Assembly completed.

MADE IN CHINA