






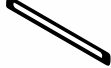



ASSEMBLY INSTRUCTION

DESCRIPTION TWIN BED

| NO. | Hardware List | | | Q'ty |
|-----|---|---------------|--------------|------|
| 1 |  | JCBC bolt | 5/16"x75mm | 8 |
| 2 |  | Flat Washer | 5/16"x19x2mm | 8 |
| 3 |  | Spring Washer | 5/16" | 8 |
| 4 |  | JCBC Bolt | 5/16"x13mm | 8 |
| 5 |  | Allen Wrench | 12.8mm | 1 |

| Part List | Headboard (A) | Footboard (B) | Side Rail (C) | Slat (D) |
|-----------|---|---|--|---|
| Twin Bed | 1 | 1 | 2 | 4 |
| |  |  |  |  |

