

UPHOLSTERED CHAIR

WARNING!

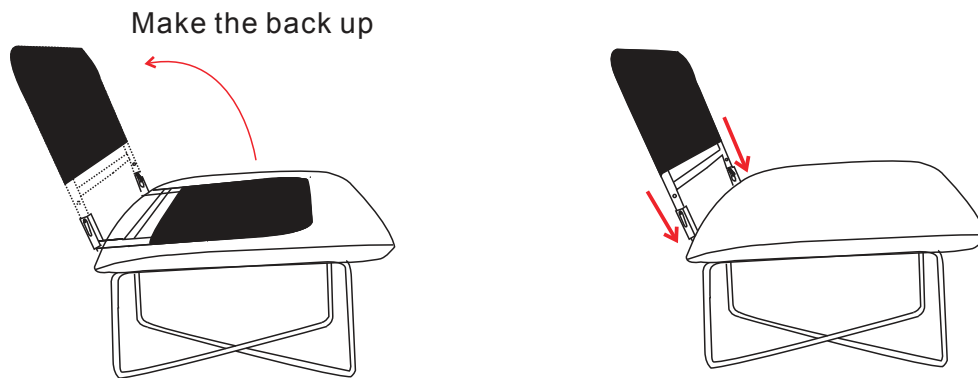
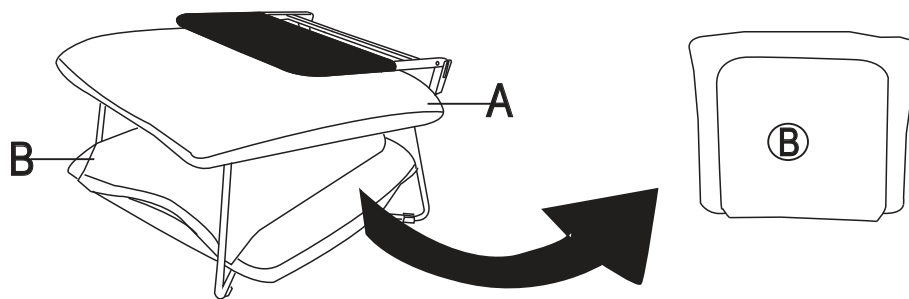
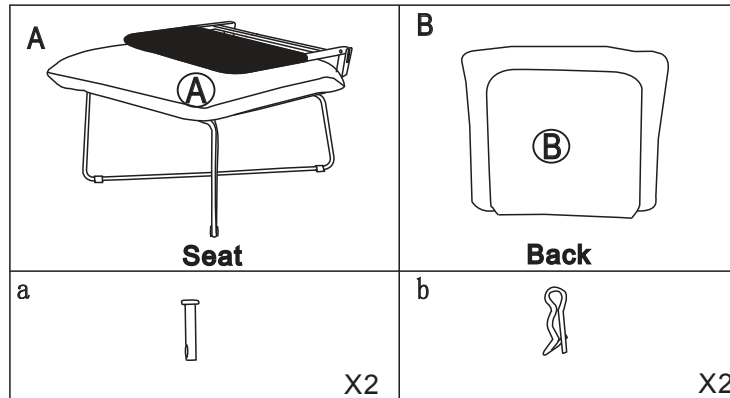
- Do not stand, jump on this chair.
- Do not place all your weight on the side of the chair
- This chair is designed to be used by one individual at a time.
- The maximum weight capacity of this chair is 250lb.
- Do not use this chair near fire, water.
- Do not drop sharp objects like knives, pins, nails, needles on this chair.
- Carry chair carefully when moving it from one position to another.
- Do not drag chair on any type of flooring.
- Do not forcefully throw your weight on the chair to avoid tipping over.
- Do not use this chair in direct sunlight or put chair in front of heater, air conditioner, this may make material brittle and fade color.
- Do not let children play on or near the chair when in use. Serious injury can occur.
- This product has moving parts, serious injuries can occur if not used appropriately.
- Ensure all parts and screws are well fastened before using the chair.

¡¡¡ADVERTENCIAS!!!

- No se pare o salte sobre esta silla.
- No coloque todo su peso a un lado de la silla.
- Esta silla está diseñada para ser utilizada por un individuo a la vez.
- La capacidad máxima de peso de esta silla es de 250 lb.
- No use esta silla cerca del fuego o del agua.
- No deje caer objetos afilados como cuchillos, alfileres, clavos, agujas sobre esta silla.
- Lleve la silla con cuidado cuando la mueva de una posición a otra.
- No arrastre la silla sobre ningún tipo de suelo.
- No tire con fuerza su peso sobre la silla para evitar que se caiga.
- No use esta silla a la luz directa del sol ni la coloque frente al calentador, el aire acondicionado, esto puede hacer que el material se vuelva quebradizo y se decolore.
- No permita que los niños jueguen en la silla o cerca de ella cuando la esté usando. Se pueden producir lesiones graves.
- Este producto tiene partes móviles, pueden ocurrir lesiones graves si no se usa adecuadamente.
- Asegúrese de que todas las piezas y tornillos estén bien sujetos antes de usar la silla.

AVERTISSEMENTS!


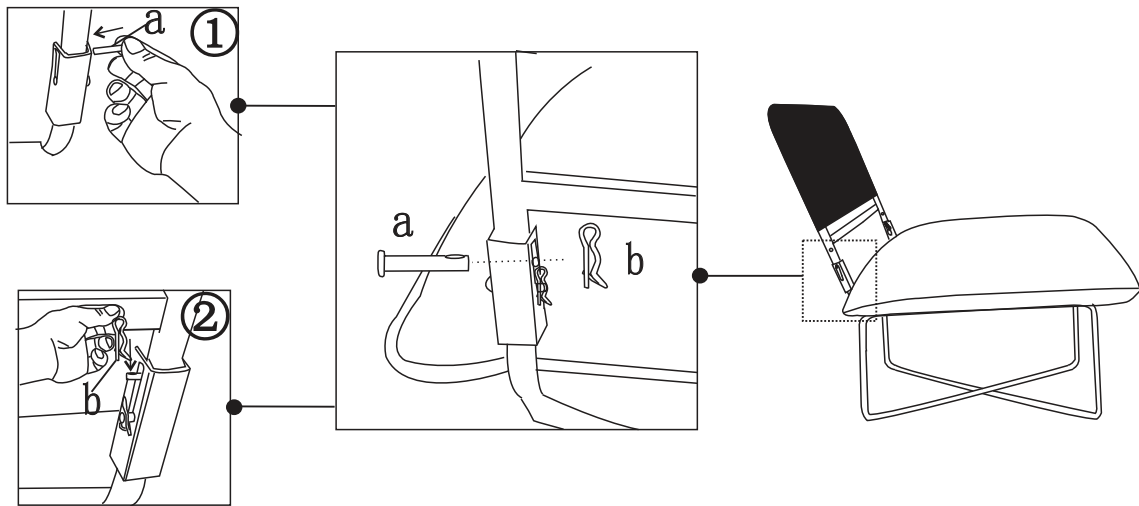
- Ne pas se mettre debout ni sauter sur ce siège.
 - Ne placez pas tout votre poids sur le côté de le fauteuil
 - Cette chaise est conçue pour être utilisée par une personne à la fois.
 - La capacité de poids maximale de cette chaise est de 100 kg (250 lb).
 - N'utilisez pas cette chaise près d'un feu, ou d'eau.
 - Ne laissez pas tomber d'objets coupants tels que des couteaux, des épingles, des clous, des aiguilles sur cette chaise.
 - Portez le fauteuil avec précaution lorsque vous la déplacez d'un endroit à un autre.
 - Ne pas faire glisser le fauteuil, quelque soit le type de sol.
 - Ne jetez pas votre poids avec force sur le fauteuil pour éviter de basculer.
 - N'utilisez pas cette chaise à la lumière directe du soleil et ne la mettez pas devant un appareil de chauffage ou de climatisation, cela pourrait fragiliser le matériau et le décolorer.
 - Ne laissez pas les enfants jouer sur ou près de le fauteuil en cours d'utilisation. Des blessures graves peuvent survenir.
 - Ce produit a des pièces mobiles, des blessures graves peuvent survenir s'il n'est pas utilisé correctement.
 - Assurez-vous que toutes les pièces et les vis sont bien serrées avant d'utiliser le fauteuil
-



- 1) Take out (part B) from underneath the chair.
- 2) Move the back support (part A) from flattened to vertical position as shown in the pics.
- 3) Push down on the back support to lock it firmly in place.

- 1) Sáquela (parte B) de debajo de la silla.
- 2) Mueva el respaldo (parte A) de la posición aplanada a la vertical como se muestra en las fotos.
- 3) Empuje hacia abajo el respaldo para bloquearlo firmemente en su lugar.

- 1) Retirez la partie B de dessous
- 2) Déplacez le support arrière (partie A) de la position aplatie à la verticale, comme indiqué sur les illustrations.
- 3) Appuyez sur le support arrière pour le verrouiller correctement à sa place.



4) Use the clevis and cotter pins (parts a,b) to fasten the back support of the base.

5) With (part B) unzipped, wear over the back structure on A. Then Zip-down.

6) Fasten the hook and loop.

4) Use la horquilla y los pasadores (partes a, b) para sujetar el soporte posterior de la base.

5) Con (parte B) con la cremallera abierta, use sobre la estructura posterior en A.

Luego, cierre con cremallera.

6) Abroche el gancho y el bucle.

4) Utilisez la manille et les goupilles fendues (pièces a, b) pour fixer le support arrière de la base.

5) Laissez la partie B ouverte et enfiler sur la structure du dossier en A puis refermez la fermeture éclair.

6) Fixez le crochet et la boucle.

1 YEAR LIMITED WARRANTY

Furniture are warranted for a one (1) year period from the date of purchase against defects in materials and/or workmanship. Unless there is a clear warranty issue, the Furniture are not returnable to the manufacturer. During this warranty period, if the product is deemed to be defective, our responsibility for the defective product is limited to replacement as stated below. All transportation costs are the responsibility of the purchaser during the entire warranty period. This Limited Warranty does not apply to and is otherwise invalid as to the following, without limitation: (1) Normal wear and tear; (2) Normal soiling from everyday use; (3) Product used for commercial, institutional, or rental purposes; (4) Damage caused by structural problems or appliance malfunctions; (5) Damage caused by or related to fire, natural disaster, flood, theft, vandalism or other crimes, or any other loss that is covered under an insurance policy; (6) Damage caused by extraordinary use; (7) Damage occurred during moves between residences or while in storage; or (8) smoke, fire, floods, or other acts of God.

THE MANUFACTURER SHALL NOT BE LIABLE FOR INCIDENTAL OR CONSEQUENTIAL DAMAGES RESULTING FROM THE USE OF THIS PRODUCT OR ARISING OUT OF ANY BREACH OF THIS WARRANTY AND THE EXCLUSIVE REMEDY FOR BREACH OF THIS WARRANTY SHALL BE REPLACEMENT OF THE PRODUCT. THE EXPRESS LIMITED WARRANTY SET FORTH HEREIN IS THE SOLE WARRANTY GIVEN BY THE MANUFACTURER SHALL ONLY EXTEND TO THE ORIGINAL PURCHASER AND SHALL NOT EXTEND TO ANY SUBSEQUENT OWNER OR OTHER TRANSFEREE OF THE PRODUCT. THE REMEDIES DESCRIBED ABOVE ARE YOUR SOLE AND EXCLUSIVE REMEDIES AND OUR ENTIRE LIABILITY FOR ANY BREACH OF THIS LIMITED WARRANTY. OUR LIABILITY SHALL UNDER NO CIRCUMSTANCES EXCEED THE ACTUAL AMOUNT PAID BY YOU FOR THE DEFECTIVE PRODUCT. FOR SALES TO ANY PURCHASER, OTHER THAN THE ORIGINAL PURCHASER (AS DEFINED HEREIN), ALL IMPLIED WARRANTIES INCLUDING, BUT NOT LIMITED TO, ANY IMPLIED WARRANTY OF MERCHANTABILITY OR FITNESS FOR A PARTICULAR PURPOSE OR USE, ARE EXCLUDED AND DISCLAIMED. This Limited Warranty is made exclusively by the manufacturer and is not made on behalf of its distributors or any other party and no one is authorized to assume or undertake for the manufacturer any other liability in connection with the sale of the product. Some jurisdictions do not allow for the disclaimers of implied warranties or the exclusion of limitation of incidental or consequential damages, so the above limitations may not apply to you. In the event that the disclaimer of implied warranties is not applicable to you, then such implied warranties shall only remain in effect during the limited warranty period. All determinations of applicability and validity of warranty claims hereunder are solely at the discretion of the manufacturer and such determination shall be final. THIS LIMITED WARRANTY IS NON-TRANSFERRABLE. The limited warranty set forth in this certificate apply only to the product accompanied by this Limited Warranty Certificate. This limited warranty gives you legal rights and you may have other rights which vary from state to state. This limited warranty shall be interpreted in accordance with the laws of the State of Maryland, without regard to provisions concerning conflict of laws. The manufacturer reserves the right to revise, cancel, or amend its warranties offered to products sold in the future. The limited warranty set forth herein is valid and applicable to the product accompanied by this Warranty Certificate.

WARRANTY CLAIMS PROCEDURE: Should a warranty claim arise, the original purchaser shall contact the manufacturer for a Warranty Claim Form and Instructions. The original purchaser shall complete the Warranty Claim Form, clearly detailing the defect, or as otherwise directed on the Warranty Claim Form. Warranty Claim Forms that are incomplete or sent without a copy of original sales receipt will not be processed and will be returned. Upon receipt of the completed Warranty Claim Form and the original sales receipt, the manufacturer's quality control department will verify the defect and/or the applicability of this Limited Warranty thereto. In the event that this Limited Warranty is applicable, a replacement product of equal or greater value will be sent to the customer. The original purchaser will be responsible for shipping, handling and processing fees. No monetary refunds and/or credits will be issued. Please retain this warranty and your original invoice for one (1) year.