


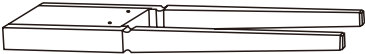

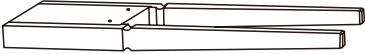



# ASSEMBLY INSTRUCTION



<b>A</b>		Table top	1PC	<b>D</b>		screws	4PCS
<b>B</b>		Side leg LEFT	1PC	<b>E</b>		Flat Washer	4PCS
<b>C</b>		Side leg RIGHT	1PC	<b>F</b>		Allen Key	1PC

Step1: Carefully unpack and place all parts on a smooth surface. Two people required to safely lift.

Step2: Attach Side leg-LEFT(B) to Table Top (A) with Screws (D), Flat Washer (E) with Allen Key(F) then repeat for Side leg RIGHT(C).

Carefully Turn it back and enjoy your new console.

