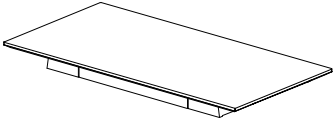

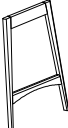
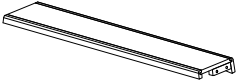






# DESK

*Assembly instructions:*

## PARTS LIST

No.	DESCRIPTION	IMAGE	QTY
P1	TOP		1
P2	LEFT LEG		1
P3	RIGHT LEG		1
P4	BASE		1

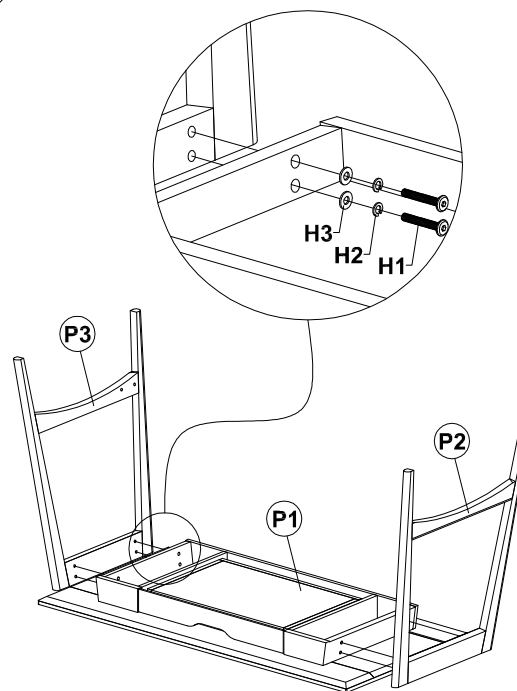
## HARDWARE LIST

No.	DESCRIPTION	IMAGE	QTY
H1	BOLT		12
H2	SPRING WASHER		12
H3	FLAT WASHER		12
H4	ALLEN KEY		1

**NOTE:** PO# is located underneath/ inside of each item. Please be prepared to provide this # should any claim be necessary.

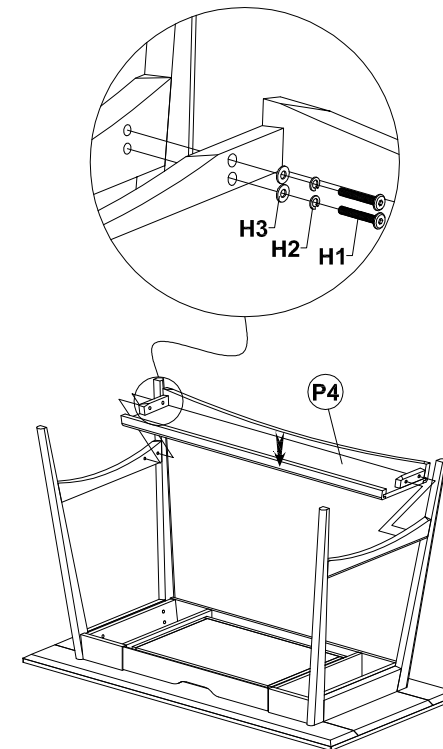
**CAUTION:** Item is heavy assembly should be performed by two people.

1

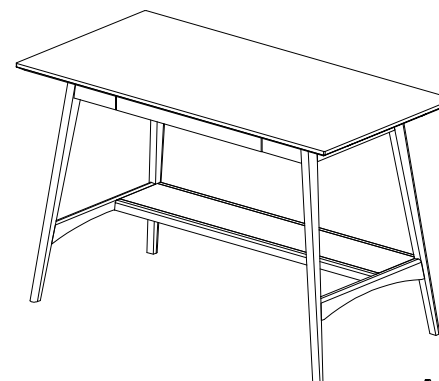


PLS, DON'T TIGHTEN BOLTS UNTIL LAST STEP

2



3



**ASSEMBLED COMPLETE**