



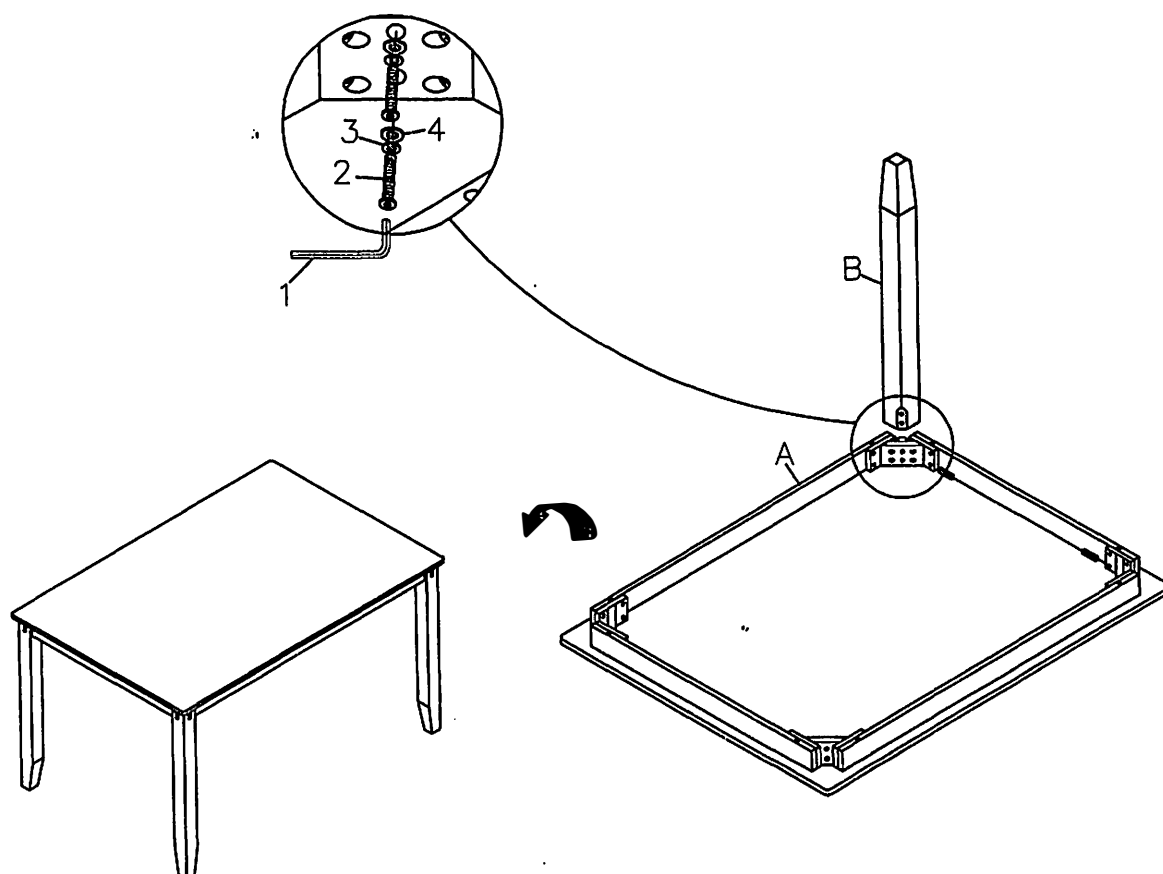


## ASSEMBLY INSTRUCTIONS

**KEEP THIS DOCUMENT FOR REFERENCE IN CASE PARTS ARE NEEDED**  
**DO NOT TIGHTEN SCREWS UNTIL COMPLETELY ASSEMBLED !**








No.	DESCRIPTION		QTY
A	TABLE TOP		1pc
B	TABLE LEG		4pcs
1	Allen Key		1pc
2	Bolt		8pcs
3	SPRING WASHER		8pcs
4	METAL WASHER		8pcs



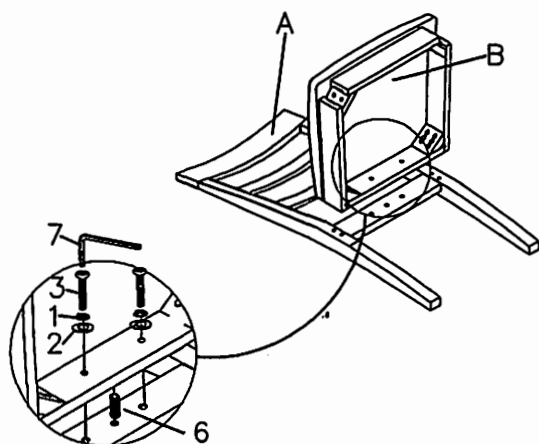
## ASSEMBLY INSTRUCTIONS

**KEEP THIS DOCUMENT FOR REFERENCE IN CASE PARTS ARE NEEDED**  
**DO NOT TIGHTEN SCREWS UNTIL COMPLETELY ASSEMBLED !**

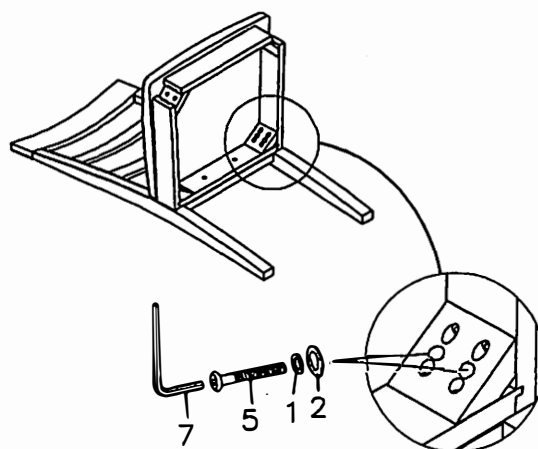
No.	DESCRIPTION	Q'TY
A	CHAIR BACK	1pc
B	CHAIR SEAT	1pc
C	CHAIR LEG	2pcs

No.	DESCRIPTION	Q'TY
1	SPRING WASHER  1/4"	10pcs
2	METAL WASHER  1/4"	10pcs
3	BOLT  1/4"*38MM	2pcs
4	BOLT  1/4"*65MM	4pcs
5	BOLT  1/4"*80MM	4pcs
6	WOOD DOWEL  10*25MM	1pc
7	ALLEN KEY  M4	1pc


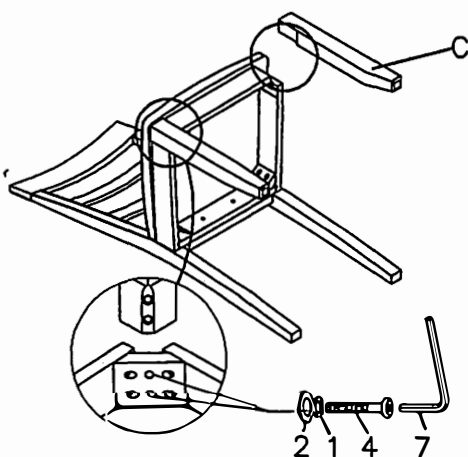
### STEP 1



### STEP 2







### STEP 3



## ASSEMBLY INSTRUCTIONS

**KEEP THIS DOCUMENT FOR REFERENCE IN CASE PARTS ARE NEEDED**  
**DO NOT TIGHTEN SCREWS UNTIL COMPLETELY ASSEMBLED !**

No.	DESCRIPTION		QTY
A	BENCH SEAT		1pc
B	BENCH LEG		4pcs
1	Allen Key		1pc
2	Bolt		8pcs
3	SPRING WASHER		8pcs
4	METAL WASHER		8pcs

