






I/O Cube (S/3) (Clay) 
5322-12203 110 lbs
15.75"W x 16.25"H
12.00"W x 12.50"H
9.50"W x 9.75"H



I/O Cube (S/3) (Sand) 
5322-2303 110 lbs
15.75"W x 16.25"H
12.00"W x 12.50"H
9.50"W x 9.75"H



I/O Cube (S/3) (Peat) 
5322-12803 110 lbs
15.75"W x 16.25"H
12.00"W x 12.50"H
9.50"W x 9.75"H