

SAFAVIEH COFFEE TABLE

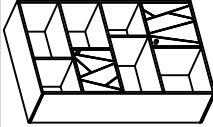
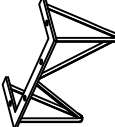



CARE AND MAINTENANCE

Spot clean using a mild water-free solvent. Only a professional cleaner should undertake a complete overall cleaning.
The use of steam or water-based cleaners may cause excessive shrinking or staining.

NOTICE

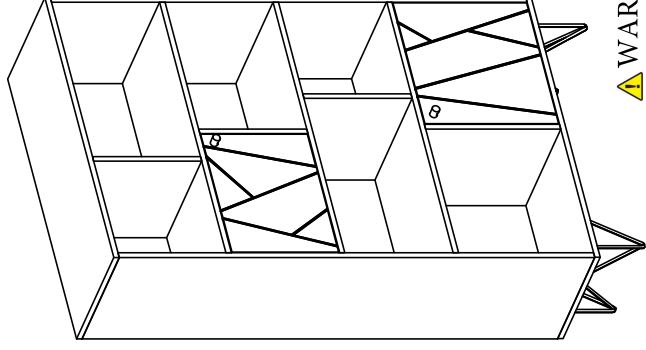
- * Please make sure that you have all parts indicated before you begin assembly of this item
- * This item should be assembled on a soft surface to prevent scratching the finish during assembly
- * This item may require periodic tightening

Part List and Hardware List

PIECE	DESCRIPTION	PICTURE	QUANTITY
P	Cabinet		1X
Q	Leg		2X
HW1	Allen bolt 16x6 mm		8X
HW2	Flat washer 16x8 mm		8X
HW3	Allen key 4 mm		1X

Item# SFV5733A

Product dimensions: 33.5"W x 13.8"D x 61"H



WARNING ⚠

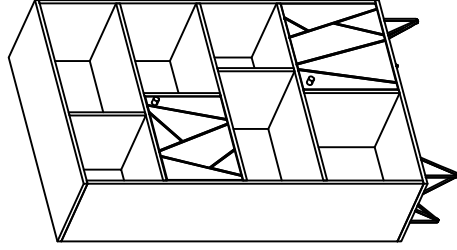
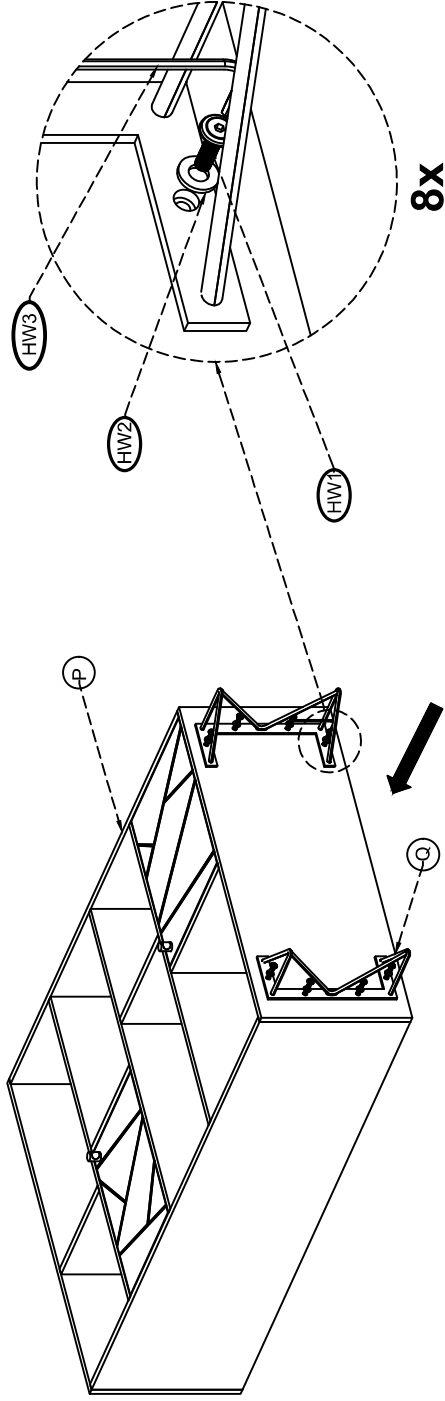
Weight Capacity - 44 LBS Per Shelf
Warning : Do not stand on Bookshelf
Warning : Do not over torque bolts.

PREPARATION

Before beginning assembly of product, make sure all parts are present. Compare parts with package contents list and hardware contents list.

If any part is missing or damaged, do not attempt to assemble the product.
Estimated Assembly Time: 15 minutes.

Tools Required for Assembly (included): Allen Key



STEP1 PLACE THE LEG AS SHOWN IN PICTURE

STEP2 PUT THE WASHERS (HW2) ON THE ALLEN BOLT (HW1) IN THE ORDER SHOWN IN THE PICTURE

STEP3 INSERT ALLEN BOLT WITH WASHER INTO THE BOTTOM PANEL HOLE AS SHOWN AND TIGHTEN WITH ALLEN KEY(HW3).