





# Owner Manual



## PRODUCT PARTS

	
<b>PARTS</b>	
	8 PCS
	8 PCS
	2 PCS

## CARE GUIDE :

- While assembling the product, tighten the bolts up to 50%. Once all parts are in place, only then fully tighten the bolts.
- Clean regularly with a soft and dry cloth.
- To protect inish, avoid use of abrasive cleaners.
- Wipe up spills immediately. Please!

# Assembly Instructions



Minimal & Sleek Design



Keyhole Mounting

(3)

