






ASSEMBLY INSTRUCTIONS

MODEL : Roni Trundle

NO	Hardware	QTY
1	JCBC M6 X 30 mm 	8
2	CSK M4 x 25mm 	24
3	Roller 	4
4	JCBC M6 X 16 mm 	8
5	Washer Spring 	8
6	ALLEN KEY - M4 	1

