



PRODUCT INTRODUCTION



ToolArtes 3 Step Ladder

Maximum Load: 330 lbs

Customer service email: info@i-aplus.com

Before Use


1. Ensure that you are fit enough to use a ladder. Certain medical conditions or medication, alcohol drug abuse could make ladder use unsafe.
2. A safety check should be done before each use of the ladder to ensure it is always in good condition.

Inspections of portable ladders should include, but are not limited to:

- Check the safety of the ladder, whether the ladder frame is damaged, broken, corroded, deformed or cracked
 - Check the condition of the pedals, whether there is mud, oil or grease attached.
 - Whether the safety anti-slip feet are in good condition.
 - Whether the hardware is intact (tie rods, rivets, stays, nuts, bolts, feet)
3. Whether the ladder is functionally suitable for the task.
 4. Ensure that the safe working load of the ladder does not exceed its maximum allowable load.
 5. Remove any contamination from the ladder, such as wet paint, mud ,oil or snow. Ladders should be free of oil, grease, or slippery materials on climbing or gripping surfaces.
 6. Before using a ladder at work, a risk assessment should be carried out respecting the legislation in the country of use.

INSTRUCTION MANUAL

1. Ensure that you are fit enough to use a ladder. Certain medical conditions or medication, alcohol drug abuse could make ladder use unsafe.


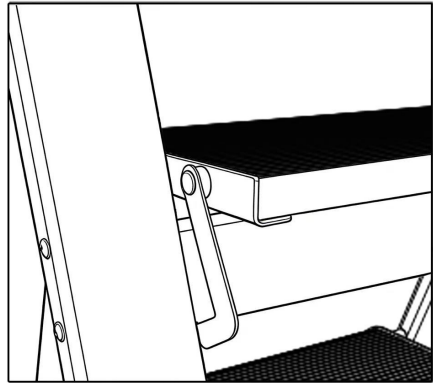


1.Open:

One hand holds the handle and another hand push the top step.

2.Lock:

Make sure the the metal lock which under top step locks the bar firmly.



3.Fold:

Tit ladder forward and release the metal lock which hide on the bottom o the top pedal, then lift up the back of top pedal to fully folded.



NOTICE:



Warning, fall from the ladder.



Refer to instruction manual/booklet.



Inspect the ladder after delivery. Before every use visually check the ladder is not damaged and is safe to use.



Do not use a damaged ladder.



Maximum total load.



Do not use the ladder on a unlevel or unfirm base.



Do not overreach.



Maximum number of users.



Do not step off the side of standing ladder onto another surface.



Open the ladder fully before use.



Do not stand on the top two steps/rungs of a standing ladder without a platform and a hand/knee rail.



Ladder for domestic use.

- * The bracing on the rear rails of stepladders is designed solely for increasing stability and not for climbing.
- * Regularly examine the product for wear and tear. Stop using the product at first sign of damage or if parts become detached
- * Broken or bent ladders shall be marked and taken out of service until they are repaired by a competent mechanic or destroyed in such a manner as to render them useless.

