
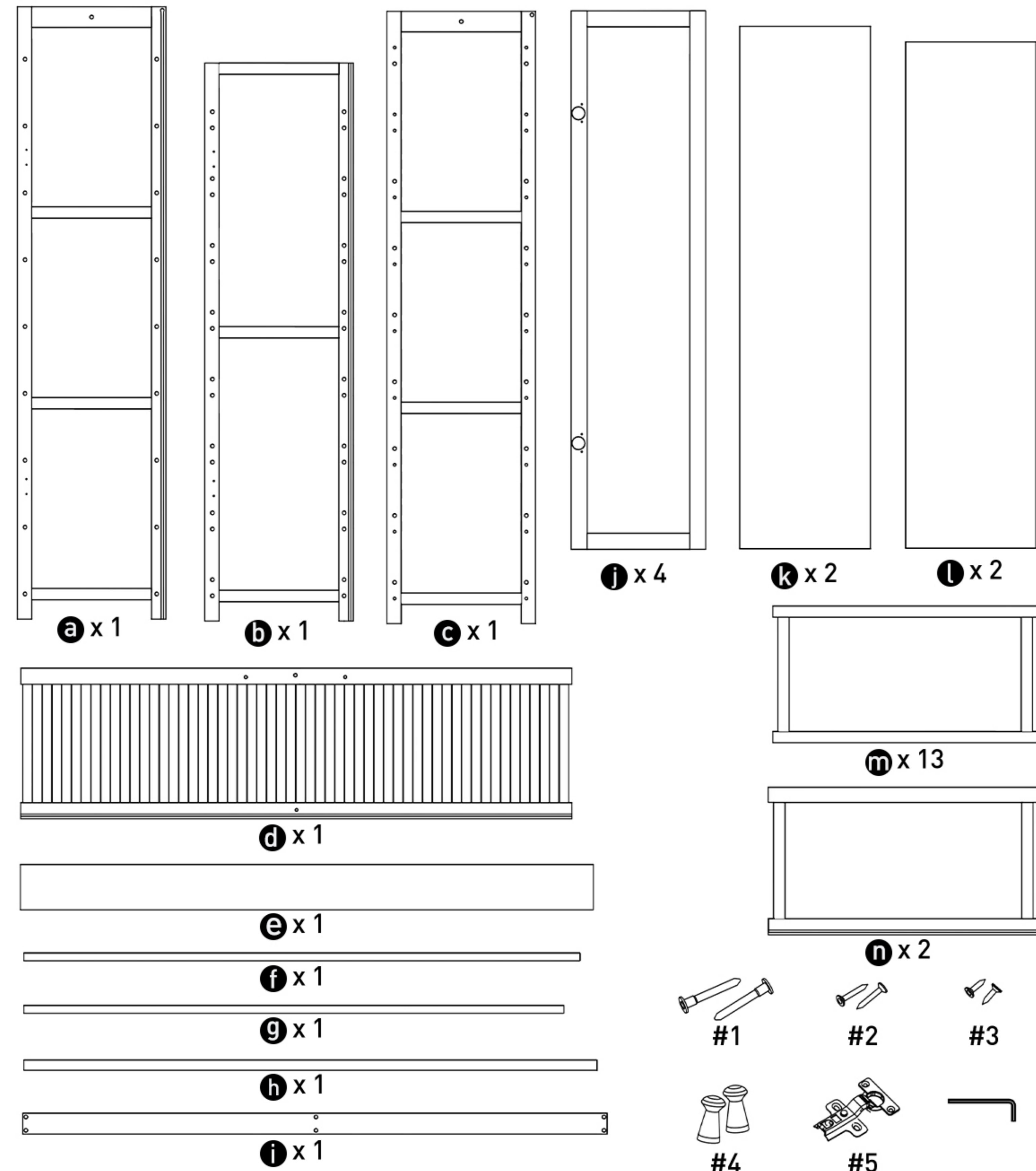


HARDWARE




ATTENTION

- 1 Please always read and adhere to the assembly, maintenance, and operating instructions.
- 2 Do not discard any packaging until you have verified that all parts and the fittings packet are present.
- 3 Keep children away during assembly, as this item contains small parts that could be a choking hazard.
- 4 Gently wipe the frame with water only. Do not use bleach, acids, or other solvents.
- 5 Check all hardware before assembly. Using incorrect parts may cause damage.



Scan the QR code to view the assembly video.



FINISHED PRODUCT

ASSEMBLY INSTRUCTIONS

A01A3A044A9

