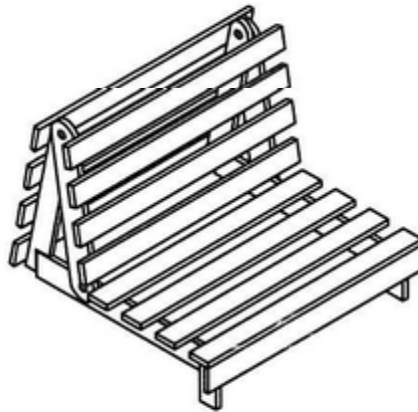


Assembly Instructions



Use 2 people and assemble unit close to its final position.

Assembly time: 1/2 hour approx.

SAFETY WARNINGS

1. Before attempting to assemble or install this product read and follow the instructions in this leaflet and on any attached labels!!
2. **NEVER ALLOW CHILDREN TO PLAY WITH OR OPERATE THE FOLD OUT BED ACTION**
3. **UNDER NO CIRCUMSTANCES SHOULD THE MATTRESS BE WASHED**, as this will destroy its fireproofing treatment.
4. **Routine Maintenance:**
 - Periodically check that all fixtures and connectors are tight
 - Check the bed action operates smoothly, maintaining the bed in the correct position
 - Check components for signs of damage
5. Never use substitute parts. Always contact the supplier for replacement parts:

General Care of your Futon

Scuff marks can be removed from plain sanded bases with a DAMP cloth.

Light brushing may also be used but ensure base is thoroughly dry before replacing mattress.

Other finishes can be cleaned with a DAMP cloth. These finishes can also be waxed with a furniture polish.

Loose covers are available to match your mattress and these may be DRY cleaned.

Before Starting Assembly


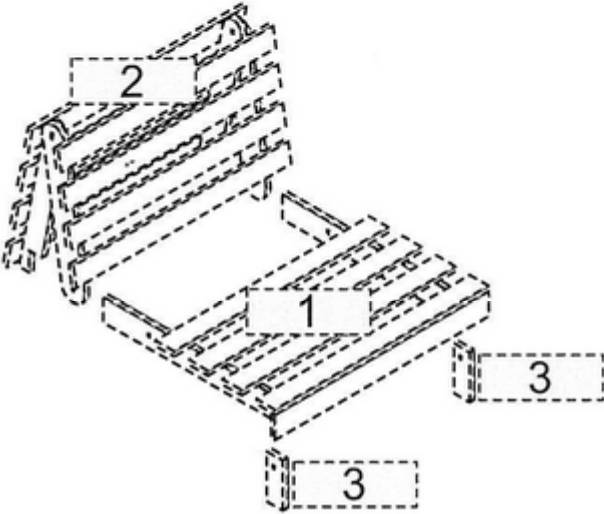

We suggest you spend a short time reading through this leaflet, then follow the simple step by step instructions.

Some parts are viewed differently from the exploded drawing shown; this is for extra clarity.


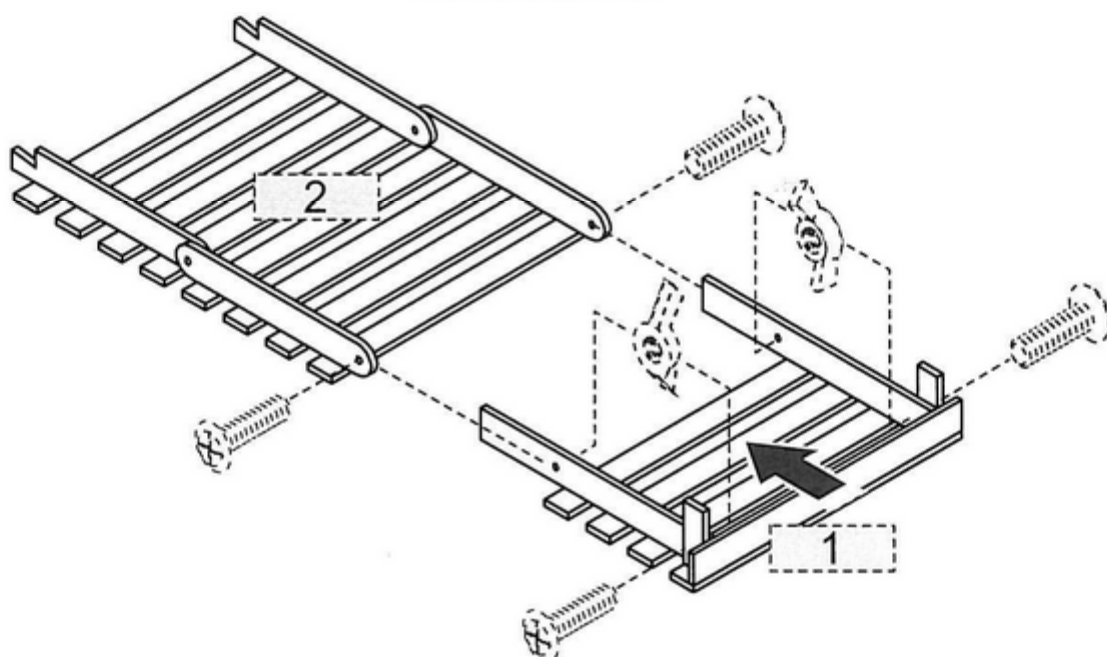
To avoid scratching, we advise that assembly takes place on a protected surface.

In the event that you find any parts missing or broken, please circle the part and contact your supplier; they will supply you with a new part free of charge.

Do not discard any of the packaging, until you have checked all the parts and the pack of fittings.

FITTINGS		COMPONENTS
ITEM	DESCRIPTION & QTY	
	Bolt 6 x 50mm Qty: 4	
	Nut Qty: 4	

ASSEMBLY



CARE OF YOUR FUTON MATTRESS

- Do not discard any of the packaging until you have checked the product.
- The Fabric on this product is Flame Retardant treated and therefore should be specialist upholstery cleaned only.
- Your mattress is designed for everyday use as a chair/sofa and occasional use as a sleeper.
- The zip on the futon is for manufacturing purposes only; cover is not removable!
- Upholstered furniture should not be exposed to direct sunlight for long periods.
- Do not place your upholstery in direct contact with a strong heat. Leave a 20-30cm gap between upholstery and radiators.
- Avoid excessive wear and tear on your upholstery, for example:

Do not allow children to jump up and down on the upholstery.

Avoid allowing pets on the upholstery as their claws may cause damage to the fabric.

Turn your mattress on a regular basis to ensure even wear.

Avoid sitting on the edge of the seat as this can compress the filling and cause premature wear and distortion.

This product should only be used on firm, level ground

- Never allow children to play with or operate fold out bed actions.