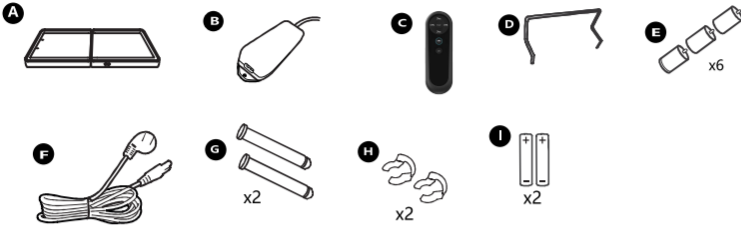
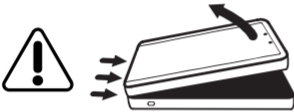


ACCESSORIES

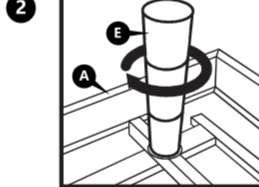
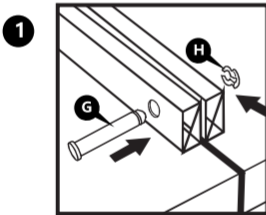


ASSEMBLY INSTRUCTIONS



KEEP HANDS CLEAR OF HINGE PINCH POINT
Lay the base flat before unfolding base.

Repeat on both sides of base.



IMPORTANT

All 6 legs must be tightened securely to base before turning base over for use.



WARNING

DO NOT TILT or LEAN base on legs when turning base over.
DO NOT rest bed on its side as damage to USB port will occur.

