

## CARE OF YOUR

## Manual Recliner

**Do not discard any of the packaging until you have checked the product.**

Outlined below are General Care Instructions that will help prolong the look and life of your sofa by preventing wear and damage.

**PLEASE NOTE: The Fabric on this product is Flame Retardant treated and therefore should be Specialist Upholstery cleaned only**

### CLEAN REGULARLY:

- ✚ Remove dust by pre-brushing with a soft brush
- ✚ Gently Vacuum all areas

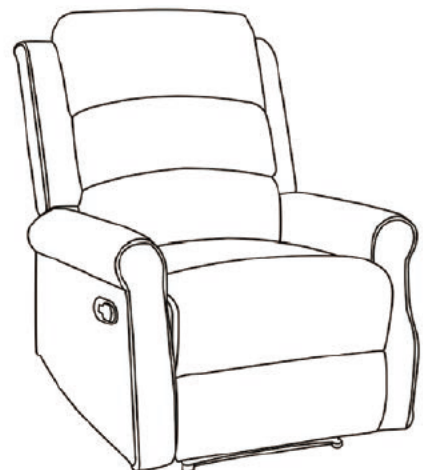
### SUNLIGHT AND HEAT

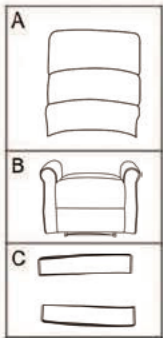
- ✚ Direct sunlight or heat can cause fabrics to deteriorate or fade. Protect them by situating your furniture out of the way of prolonged direct sunlight or by drawing curtains and blinds when applicable.
- ✚ Avoid placing furniture too close to fires or radiators.
- ✚ Reduce potential damage by moving items around or changing position so that the same piece or area is not always exposed.

### SAFETY WARNINGS

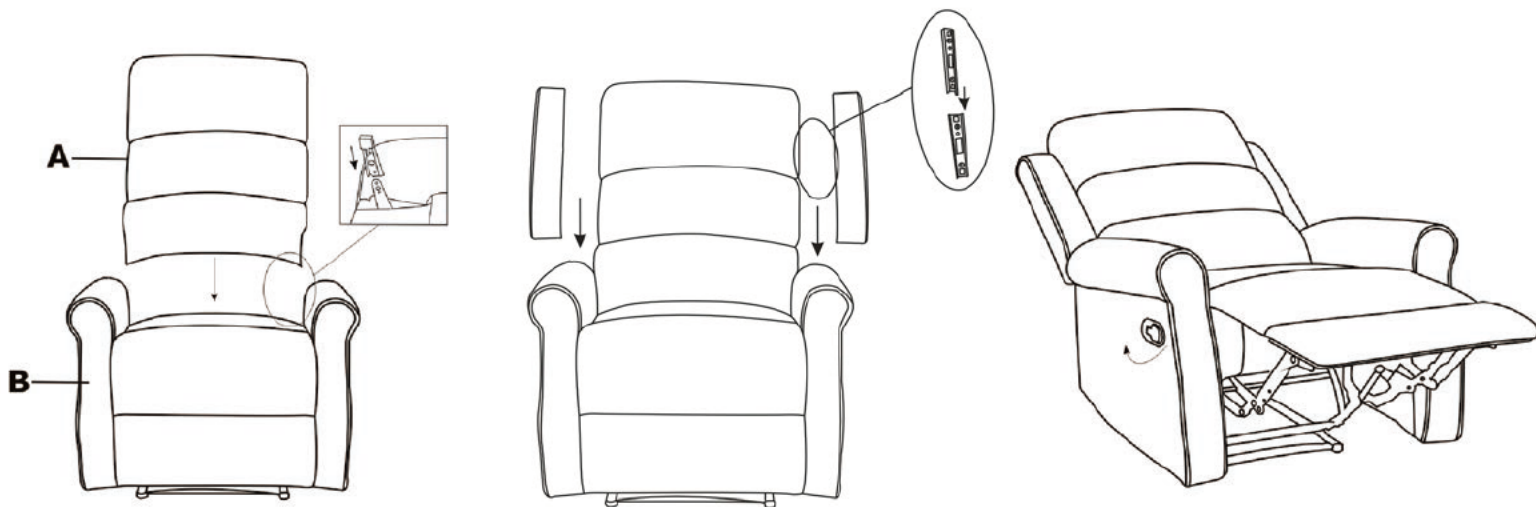
✚ **ENTRAPMENT WARNING: KEEP HANDS CLEAR WHEN ADJUSTING THE RATCHET MECHANISM TO AVOID FINGER ENTRAPMENT: DO NOT ALLOW CHILDREN TO ADJUST THE MECHANISM.**

- ✚ Never allow children to jump on the Sofa.
- ✚ Do not allow domestic pets to climb on the sofa or chew or claw it; oils and greases from animals will cause deterioration in the appearance of the fabric.
- ✚ Sharp objects such as buckles, toys and jewellery can easily snag on the fabric and produce tears and pulls in the fabric.
- ✚ Hot objects such as the heat from cups and mugs can permanently disfigure upholstery.



**Parts List:****Back X 1****Seat X 1****Ear X 2****2 Person Assembly**

(1) Unpack Sofa and check the above items are present.



(2) Place the sofa face down on a clean, flat surface.

(3) Put the back on the seat with the bolt. put two ears on the back with the bolt.

**FABRIC CONTENT:****MAIN FABRIC 100% POLYESTER****OTHER FABRIC (VISIBLE):****NON-WOVEN FABRIC 100% POLYESTER**