


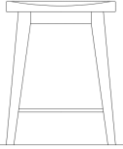






Series: 051 SANBERN

Finish Name: Weathered Pine w/ Darl Metal	Materials: Thick Pine Veneer, Rubberwood Solids, Metal		 <small>STYLE VALUE SERVICE</small>
Sketch/Image	Style #	Dimensions	Notes
	051-587 Bar Console w/ Three Stools	W78 D18 H37	*Area above shelf: 71 7/8"w x 11 7/8"d x 4 1/2"h.
	Assembly Required		*Distance between legs at smallest width: 65 3/4"w.
	One Shelf		*Floor to bottom of shelf: 29"h.
	Three Stools Included	W18 D16 H24	
	Wood Seat, Wood Legs, Metal Stretchers		
	051-690 Bar Stool	W18 D16 H24	
	Wood Seat, Wood Legs, Metal Stretchers		
	051-910 Rectangular Coffee Table	W48 D28 H18	*Area above shelf: 46 5/16"w x 26 5/16"d x 11 1/2"h.
	Assembly Required		
	One Shelf		
	Removable Casters		
	051-912 Square Coffee Table	W38 D38 H18	*Area above shelf: 36 5/16"w x 36 5/16"d x 11 1/2"h.
	Assembly Required		
	One Shelf		
	Removable Casters		
	051-915 Rectangular Drawer End Table	W24 D28 H25	*Area above shelf: 21 15/16"w x 25 15/16"d x 13"h.
	Assembly Required		
	One Drawer		Drawer size: 20 1/4"w x 14"d x 2 3/4"h
	One Shelf		
	051-916 Chairside Table	W16 D26 H25	*Area above shelf: 13 15/16"w x 23 15/16"d x 13"h.
	Assembly Required		
	One Drawer		Drawer size: 12 1/4"w x 14"d x 2 3/4"h
	One Shelf		
	051-925 Sofa Table	W56 D12 H29.5	*Area above shelf: 55"w x 11"d x 23"h.
	Assembly Required		
	One Shelf		*Distance between legs at smallest width: 44 1/4"w.