
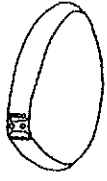









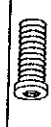



ASSEMBLE INSTRUCTION

DO NOT TIGHTEN SCREWS UNTIL COMPLETELY ASSEMBLED
PARTS LIST

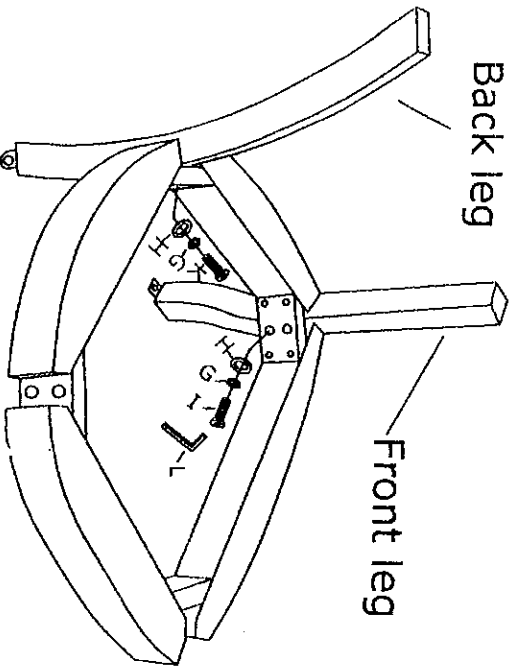
A	CHAIR BACK		1PC
B	SEAT		1PC
C	FRONT LEG		2PCS
D	BACK LEG		2PCS
M	CASTER		4PCS

HARDWARE LIST

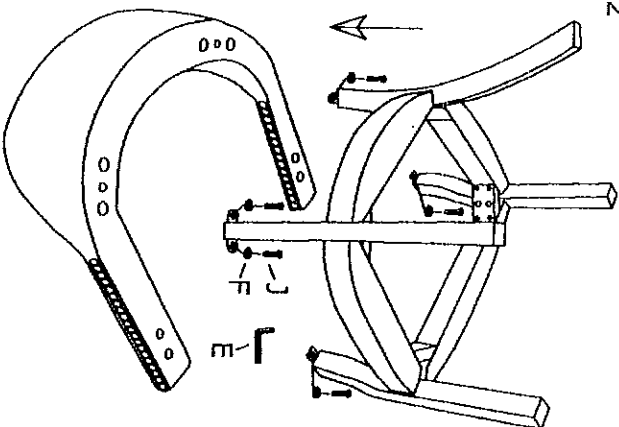
E	ALLEN WRENCH Ø 4mm		1PC
F	FLAT WASHER Ø5/16"		6PCS
G	LOCK WASHER Ø1/2"		8PCS
H	FLAT WASHER Ø7/8"		8PCS
I	SCREW Ø5/16"*3-1/2"		4PCS
J	SCREW Ø1/4"*1-1/8"		6PCS
K	SCREW Ø5/16"*2"		4PCS
L	ALLEN WRENCH Ø5/16"		1PC

Do not tighten screws until completely Assembled

STEP:1



STEP:2



STEP:3

