


CHAIR

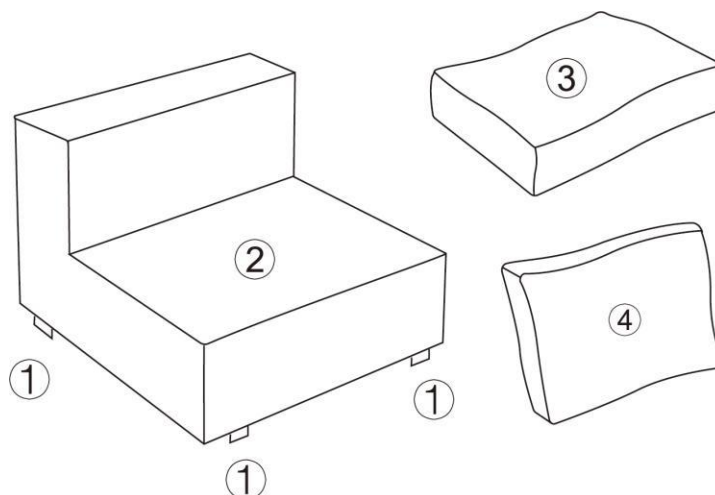
Thank you for purchasing our **CHAIR**

Before you start, here are some helpful advice:

1. We suggest you spend a short time reading through this leaflet and then follow the simple step-by-step instructions.
2. Owing to the size and weight of the sofa, we recommend that it is assembled by two adults, on a carpeted or padded area, in the room that it is intended for. Approximate assembly time: 5 minutes.
3. Please do not use any tools other than those provided or recommended in these instructions.
4. Please do not throw away any of the packaging or the instruction until you have checked all the components and hardware and the furniture is fully assembled. Please ensure that the packaging is disposed of in a safe and environmentally friendly way.
5. Assemble all components loosely until advised to tighten. Depending on use, it may be necessary to tighten the components from time to time, so please save the tools that have been provided.
6. Please keep all pieces out of reach of children.
7. If you have any questions about the product: please send an email to our dedicated customer service email, and we will reply to your questions within 12 hours.



Components:

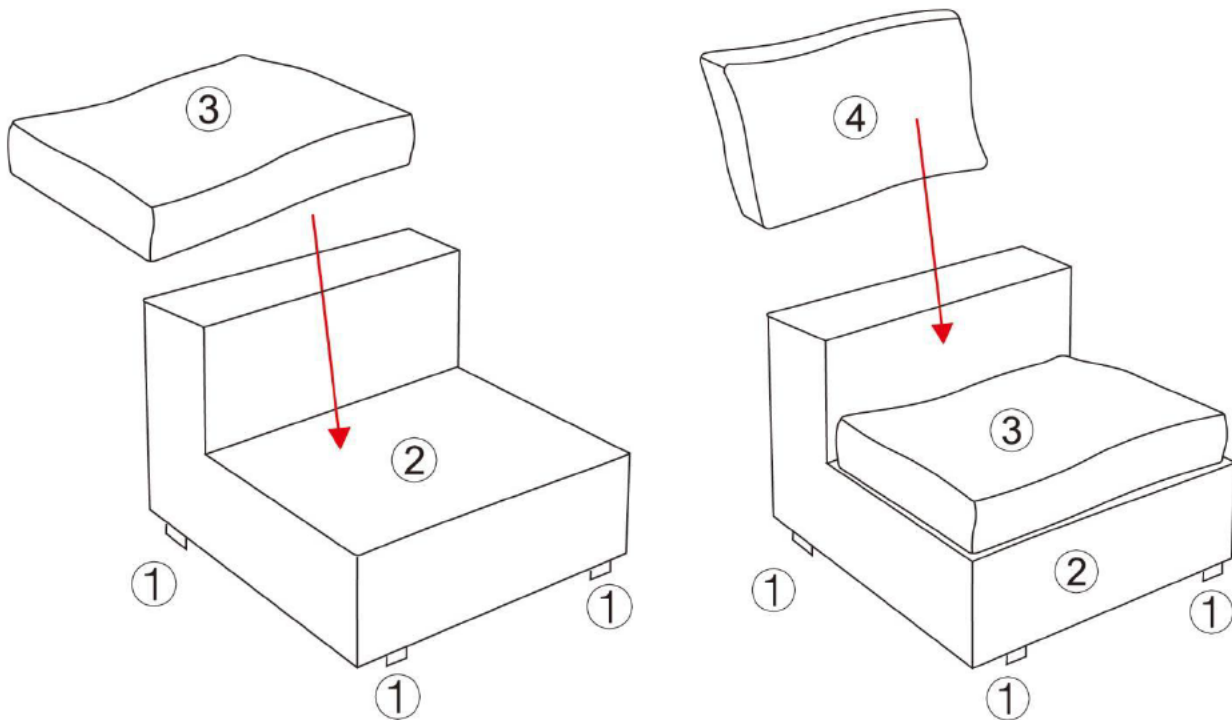


CHAIR


1. Leg x4 2. Chair Body x1 3. Seat cushion x1 4. Back cushion x1

STEP 2:

1. Please carefully turn over **Sofa Seat (2)** as shown.
2. Carefully put 1 pieces of **Seat Cushion (3)** to the **Sofa Seat (2)** as shown.
3. Carefully put 1 pieces of **Back Cushion (4)** to the **Sofa Seat (2)** as shown.



Thank you for the assembly. The assembly is complete. Your sofa is ready to enjoy now -- From FDL



Modular sofa assembly is available

