

MOTION SOFA

ASSEMBLY INSTRUCTION



ASSEMBLY INSTRUCTION


ASSEMBLY TIPS:

1. Remove hardware from box and sort by size
2. Please check to see that all hardware and parts are present prior to start of assembly.
3. Please follow attached instruction in the same sequence as numbered to assure fast & easy assembly.



Warning!

1. Don't attempt to repair or modify parts that are broken or defective. Please contact the store immediately.
2. This product is for home use only and not intended for commercial establishment



ASSEMBLY TIME PER UNIT:	10 MINUTES
--------------------------------	-------------------

PARTS IDENTIFICATION

A



LEFT BACK

B



MIDDLE BACK

C



RIGHT BACK

D



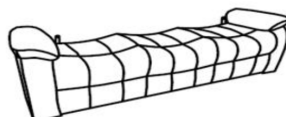
LEFT EAR

E



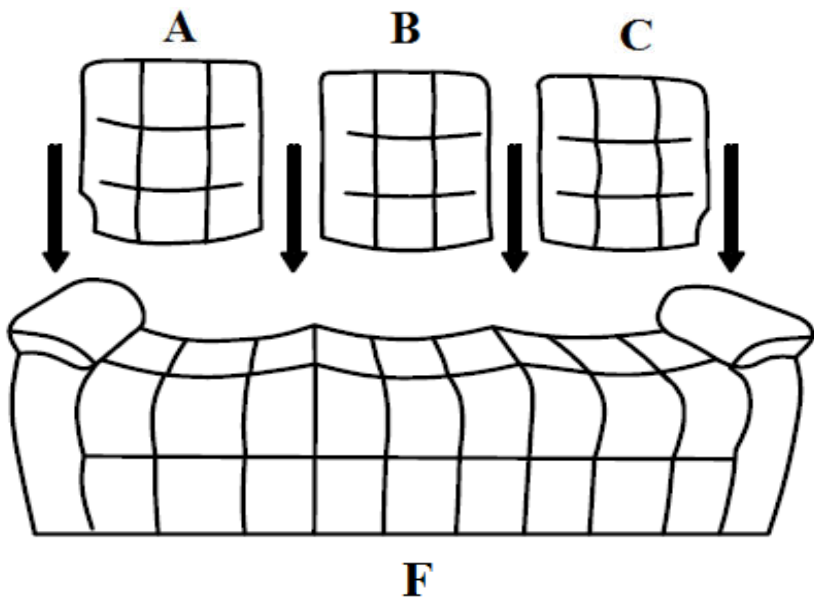
RIGHT EAR

F

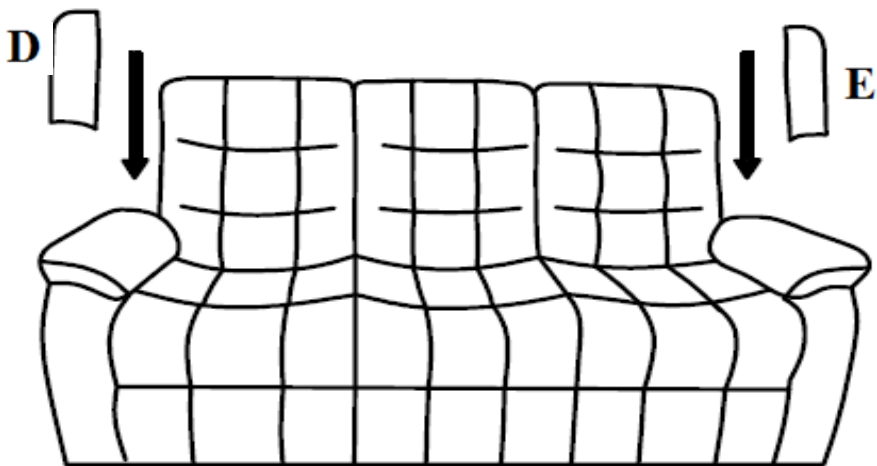


BASE

STEP 1



STEP 2



STEP 3

