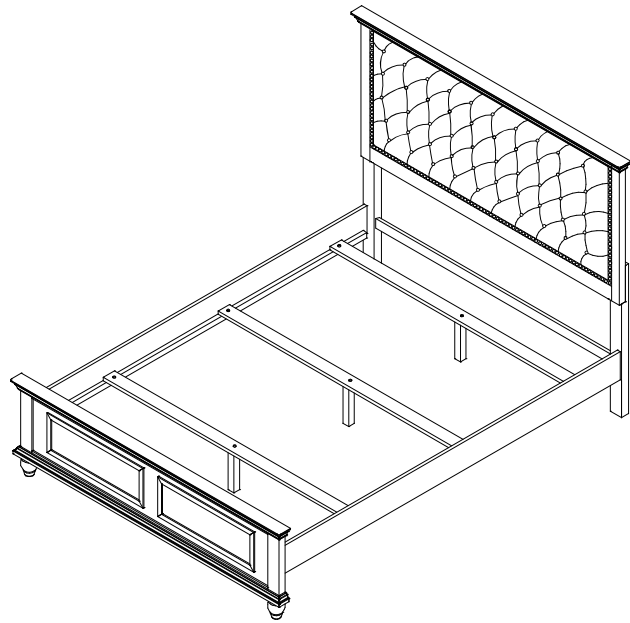
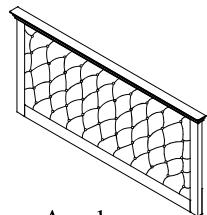


ASSEMBLY INSTRUCTION

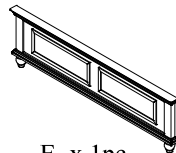
QUEEN BED



Parts list



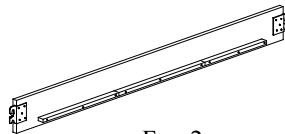
A x 1pc



E x 1pc



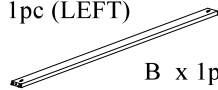
D x 1pc (RIGHT)



F x 2pcs



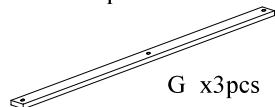
C x 1pc (LEFT)



B x 1pc



H x 3pcs

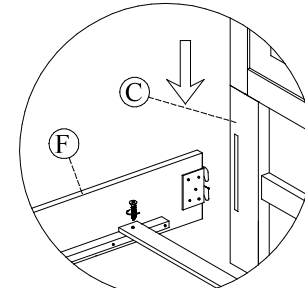


G x 3pcs

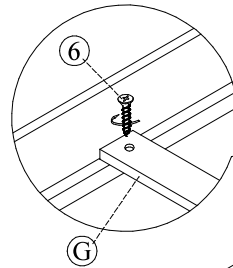
Hardware list

1		Ø5/16"x38mm	6pcs
2		Ø5/16"*10D*1.1mm	6pcs
3		Ø5/16"*22D*2mm	6pcs
4		4mm * 58mm	1pc
5		Ø9*38mm	2pcs
6		Ø9*25mm	6pcs

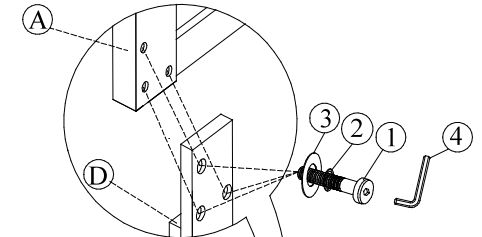
STEP 3



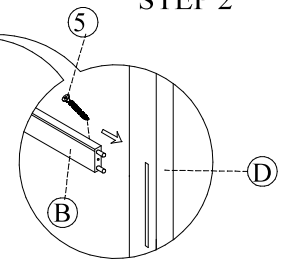
STEP 4



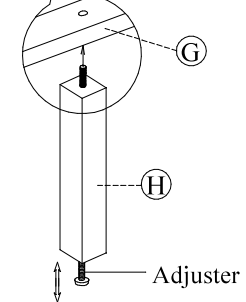
STEP 1



STEP 2



STEP 5



Adjuster