










# Installation 151-2

To avoid scratches and swallowing parts, please do not install by children!

| Hardware List   |              |   | Hardware List   |              |   |
|---|--------------|---|---|--------------|---|
|  | Sofa base    | 1 |  | backrest     | 1 |
|  | Back cushion | 1 |  | Seat cushion | 1 |
|  | armrest      | 1 |  | Legs         | 6 |
|  | bolt         | 2 |   |              |   |

1



2



Stick the black cloth tightly along the nylon buckle around the sofa and attach the legs

Insert the latch into the backrest, and then insert the backrest into the base

3



Insert the pin at the bottom of the armrest into the pin on the sofa base and Secure the legs of the sofa

4



The positions and installations of the seats, backrests, and armrest cushions have been completed.

# Installation 151-3

To avoid scratches and swallowing parts, please do not install by children!


| Hardware List   |              |   | Hardware List   |              |   |
|---|--------------|---|---|--------------|---|
|  | Sofa base    | 1 |  | backrest     | 1 |
|  | Back cushion | 1 |  | Seat cushion | 1 |
|  | Legs         | 4 |   |              |   |

1



Insert the latch of the sofa base into the slider of the backrest

2



Secure the legs of the sofa.

3



2. Sofa cover



1. Seat cushion



Connect the two plugs of the power adapter to the sofa base and heating module (on the Seat cushion) respectively

4



The positions and installations of the seats, backrests, and armrest cushions have been completed.



Press and hold the switch button for 3 seconds to start heating. Short press the switch button to switch the temperature, then long press the switch button again for 3 seconds to turn off the heating.



Long press the button in front, raise the leg rest and fold down the backrest. Press and hold the button at the back to retract the leg rest and raise the backrest.